


LOW PROFILE AND ELEVATED ONE-PIECE



(1.00 mm) .0394" PITCH • FSI SERIES

SPECIFICATIONS

Insulator Material:
Liquid Crystal Polymer
Contact Material:
BeCu
Current Rating:
2.8 A per pin
(2 pins powered)
Operating Temp Range:
-55 °C to +125 °C
Plating:
Au over 50 μ" (1.27 μm) Ni

PROCESSING

Lead-Free Solderable:
Yes
SMT Lead Coplanarity:
(0.10 mm) .004" max (05-30)
(0.15 mm) .006" max (50)*
*(.004" stencil solution may be available; contact ipg@samtec.com)
Compression Board:
Gold Pads required

OTHER SOLUTIONS

Low Profile

See www.samtec.com?SEI

.050" (1.27 mm) Pitch

See www.samtec.com?SIBF

FSI	1	PINS PER ROW	BODY HEIGHT	PLATING OPTION	ROW OPTION	INSERT OPTION	ALIGNMENT OPTION	OTHER OPTION
-----	---	--------------	-------------	----------------	------------	---------------	------------------	--------------

10, 20, 30, 50
(Insert/Screw Option)

-03
= 3 mm

-06
= 6 mm

-10
= 10 mm

-G
= 10 μ" (0.25 μm) Gold (-03 only)

-L
= 10 μ" (0.25 μm) Gold on contact, Matte Tin on tail (Not available with -03 body height)

-S
= Single Row (Available with 5, 10 & 20 pins with -AD alignment pin)

-D
= Double Row

Leave blank for Short Version (No screw down inserts or holes)

-E
= #2-56 x 1/16" screw thread

-M
= 2.00 mm x 0.40 mm screw thread

Leave blank for no Alignment Pin

-AD
= Alignment Pin Top & Bottom


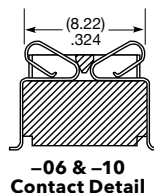
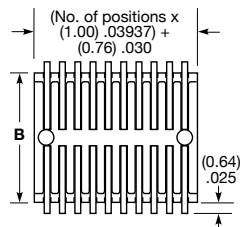
-WT
= Weld Tab (Available with -S row option & -06 & -10 body height only)

-K
= Polyimide Film Pick & Place Pad (50 position with threaded insert option only)

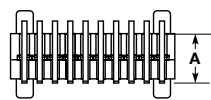
-P
= Plastic Pick & Place Pad (5.08 mm) .200" x (12.45 mm) .490" (50 not available with -E) (Not available with -S row option or -03 body height)

-TR
= Tape & Reel

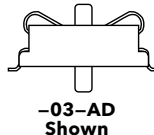
-FR
= Full Reel Tape & Reel (must order max. quantity per reel; contact Samtec for quantity breaks)



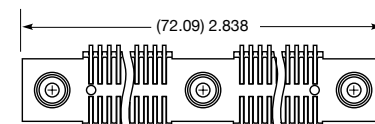
Insert Option (10, 20 & 30 pins/row)



Short Version

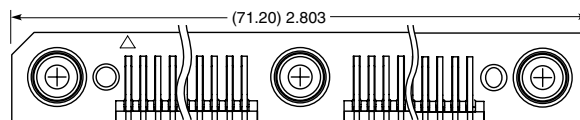


-03-AD Shown

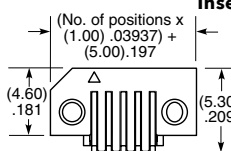


Insert Option (50 pins/row)

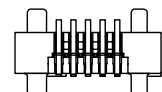
Double Row Version -03, -06, -10



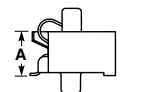
Insert Option (50 pins/row)



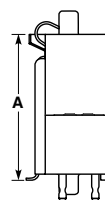
-03, -06 & -10 Contact Detail



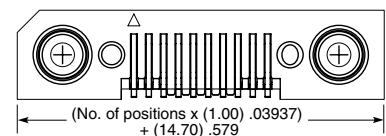
Short Version



-03-AD Shown



-WT Option (-06 & -10 Body only)



Insert Option (10, 20 & 30 pins/row)

Single Row Version -03, -06, -10

BODY HEIGHT	A	B
-03	(3.00) .118	(8.76) .345
-06	(6.00) .236	(9.02) .355
-10	(10.00) .394	(9.02) .355

ALSO AVAILABLE

MOQ Required

No alignment pin
Top side alignment pin
Bottom side alignment pin
Other platings

Notes:
Applications requiring 40-50 positions without threaded inserts, please contact Samtec Interconnect Processing Group.

Some lengths, styles and options are non-standard, non-returnable.