

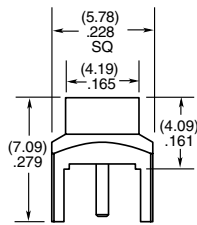
SMP TO 20 GHz

SMP Board Connectors SMP-TH, SMP-EM

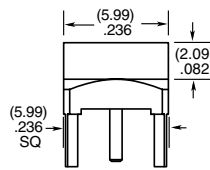
Cable Mates:
RF405, RF255



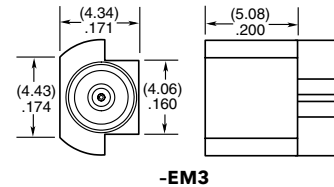
SMP	GENDER	TYPE	PLATING	ORIENTATION	TERMINATION
	-PF = Plug, Full Detent -PL = Plug, Limited Detent -PS = Plug, Smooth Bore -PC = Plug, Catcher's Mitt	-P = PCB Mount	-GF = 10 μ " (0.25 μ m) Gold center contact, Gold Flash outer contact (-TH2 only) -HH = 30 μ " (0.76 μ m) Gold center and outer contact (-EM3)	-ST = Straight	-TH2 = Through-hole -EM3 = Drop-in Edge Mount (Not available with -PC)



-PF/-PL/-PS-TH2



-PC-TH2

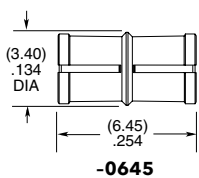


-EM3


SMP Bullet Adaptor SMP-B



SMP	J	TYPE	PLATING	ORIENTATION	BULLET LENGTH
		-B = Bullet Adaptor	-GF = 10 μ " (0.25 μ m) Gold center contact, Gold Flash outer contact	-ST = Straight	-0645 = 6.45 mm (.254") -1450 = 14.50 mm (.571")

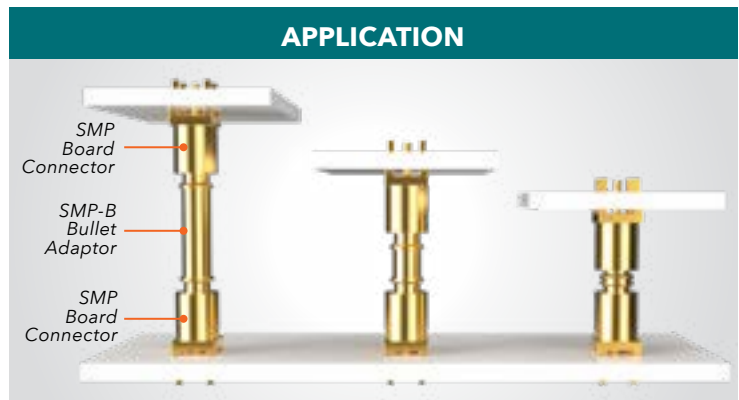


-0645



-1450

APPLICATION



Compensates for axial & radial misalignment