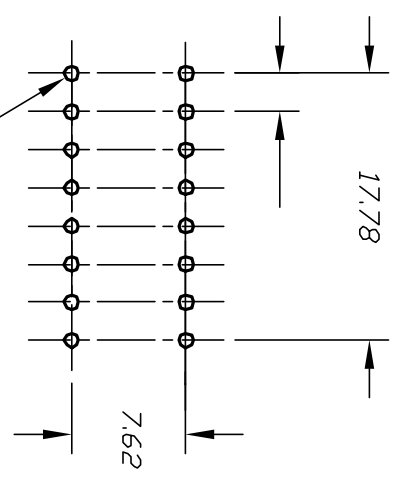
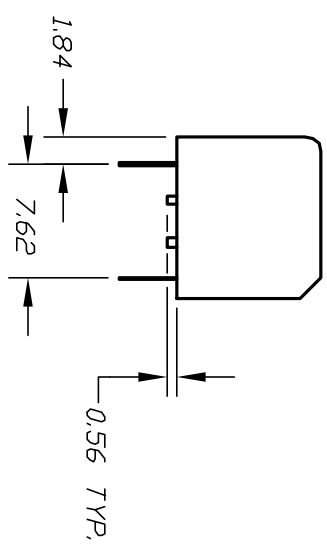
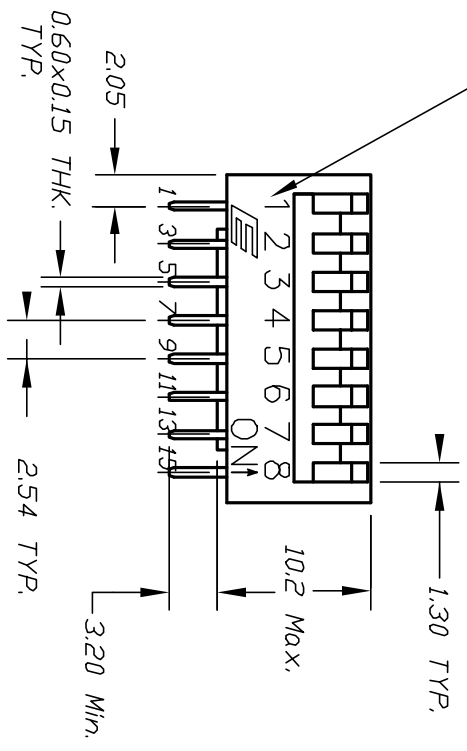
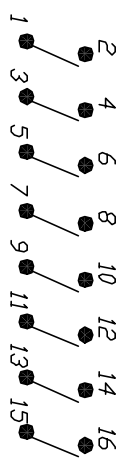


Pos. 1 Designate
Pin #1 Location



RECOMMEND P.C.B. LAYOUT



CONTACT CONFIGURATION

* (Pos. 1 Denotes Pin No. 1)

- NOTES:
1. ALL DIMENSIONS IN MM
 2. TERM. NOS. FOR REF ONLY
 3. SWITCHES SUPPLIED IN DISPENSING TUBES WITH ALL POLES IN THE **OFF** POSITION.
 4. SWITCHES W/ TOP TAPE SEAL

TOLERANCES		TITLE		SCALE		DATE		DR		DWG		REV	
0.0	±0.4	KAP1108VT (8 Pos. DIP Switch)		2:1	12/3/96	MM		N411086				A	
0.00	±0.25	E-SWITCH®											

E-SWITCH®

KAP1108VT (8 Pos. DIP Switch)

REV.	DESCRIPTION	DATE	CHKD
A	RELEASED FOR PRODUCTION	2/4/02	

THE INFORMATION CONTAINED IN THIS DOCUMENT IS PROPRIETARY TO E-SWITCH AND IS NOT TO BE COPIED OR TRANSMITTED