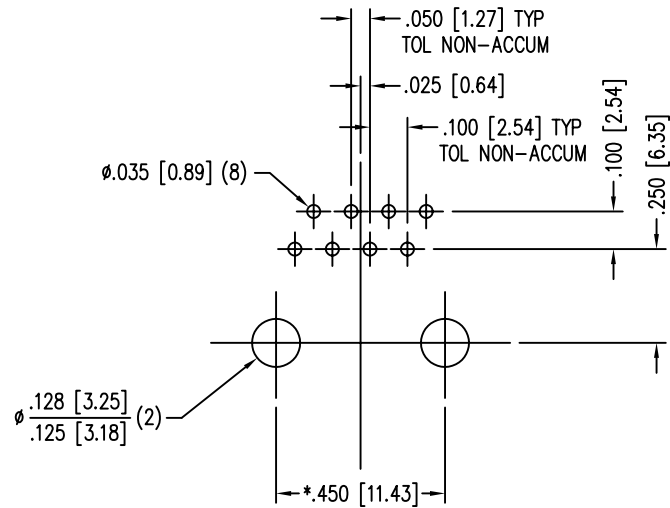
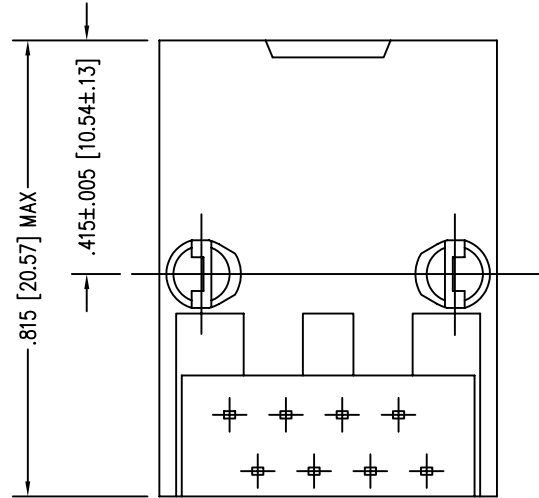
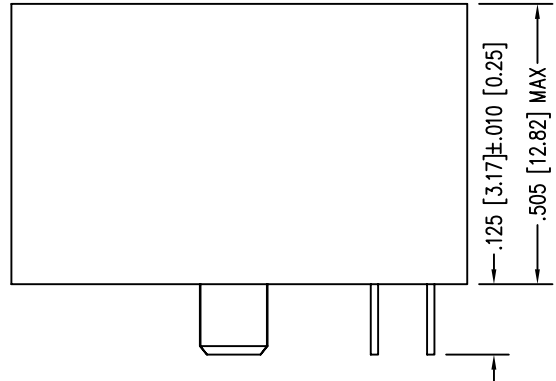
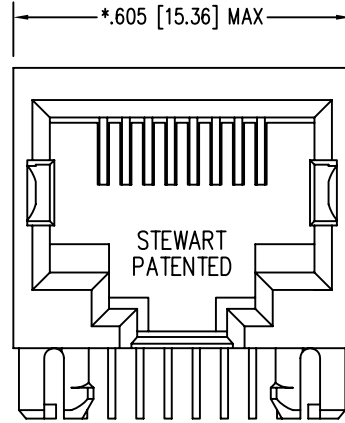


DATE	REV	ECN	APP'D. BY
1/24/06	C3	7448	JM
11-16-06	D0	7833	TRM



P.C.B. RECOMMENDED HOLE LAYOUT  
SEEN FROM COMPONENT SIDE  
TOLERANCE ±.003 [0.08] UNLESS OTHERWISE SPECIFIED

- NOTES:
- CONNECTOR MATERIALS:  
HOUSING: THERMOPLASTIC UL94 V-0  
CONTACTS: COPPER ALLOY  
CONTACT PLATING: SELECTIVE GOLD IN CONTACT AREA  
SEE CHART FOR PART NUMBER
  - FOR PRODUCT SPECIFICATIONS SEE PR022-01.
  - DIMENSIONS AND TOLERANCES COMPLY WITH FCC/CFR 47, PART 68.

50 MICRO-INCHES [1.27um]	SS-6488-NF-50
30 MICRO-INCHES [0.76um]	SS-6488-NF
CONTACT PLATING IN MATING AREA	PART NUMBER


THIRD ANGLE PROJECTION

DO NOT SCALE DRAWING  
DRAWING IS SUBJECT TO  
CHANGE WITHOUT NOTICE

DIMENSIONS: INCHES [METRIC]

UNLESS OTHERWISE SPECIFIED  
TOLERANCES ARE ±.005 [0.13]  
ANGLES ARE ± 1°

SHEET NO. 1 OF 1



# Bel Stewart Connector

11118 Susquehanna Trail South  
Glen Rock, PA 17327-9199  
(717) 235-7512 Fax: (717) 235-7954 <http://www.stewartconnector.com>

TITLE: EIGHT CONTACT, EIGHT POSITION, JACK  
NON-FLANGE

DRN BY: KRL	DATE 1/24/06
APPD BY: JM	DATE 1-25-06
DWG NO. CT640041	REV. D0

B

B

A

A

REV. 6/3/05