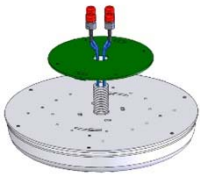


698 to 960 MHz/1710 to 2700 MHz Low PIM 4-port MIMO Ceiling Mount Antenna



(HARD CEILING TILE FLUSH MOUNT)
Part # HKIT-CMX-003



(TILE FLUSH MOUNT)
Standard



(ABOVE CEILING MOUNT)
Part # HKIT-CMX-004



(ABOVE CEILING TITLE MOUNT)
Part # HKIT-CMX-001



(HARD CEILING EXTENSION MOUNT)
Part # HKIT-CMX-002

LOW PIM 4-PORT MIMO MULTI-BAND CEILING MOUNTED OMNIDIRECTIONAL ANTENNA

The CMQ69273P is an indoor broadband Low PIM 4-port MIMO omnidirectional ceiling mount antenna. It is designed to provide pattern coverage that is optimized for indoor requirements at 698-960 MHz and 1710-2700 MHz frequency bands. The individual antennas elements are designed to radiate a pattern that has been specifically shaped to provide optimal radiation within a coverage zone.

FEATURES

- Low Profile aesthetically neutral housing
- Mounts directly and easily to ceiling tile
- Performance optimized using Laird proprietary RF optimization tools
- Excellent flame retardancy rating
- Four radiating elements optimized for indoor applications
- RoHS compliant

MARKETS

- Wireless Service Providers
- Small cells
- Building Operators – offices & meeting rooms
- Hospitality – hotels & casinos
- Transportation – airport, bus, & train terminals
- Retail – stores & indoor pedestrian malls
- Education – libraries & museums

BENEFITS

- Complete cellular 3G/4G LTE data communication at every antenna port
- Low PIM performance minimizes interference and improves in building wireless network coverage and capacity.
- Attractive, compact design and form factor ideal for indoor solution applications.

PARAMETER	SPECIFICATION								
Frequency Bands, MHz	698-806	824-894	880-960	1710-1880	1850-1990	1910-2170	2300-2500	2500-2700	
Peak Gain, dBi (Typ)	4.5	4.6	3.8	5.4	4.8	4.4	4.9	4.2	
Peak Gain, dBi (Max)	6.0	5.9	4.1	5.7	5.2	5.0	5.3	4.7	
VSWR (Typ)	<1.8:1	<1.6:1	<1.7:1	<1.6:1	<1.6:1	<1.8:1	<1.4:1	<1.7:1	
VSWR (Max)	<2.0:1	<2.0:1	<2.0:1	<2.0:1	<2.0:1	<2.0:1	<2.0:1	<2.0:1	
Isolation, dB (Max)	< -15	< -15	< -15	< -17	< -17	< -17	< -17	< -17	
Port 1->Port 2, dB (Typ)	< -15	< -19	< -20	< -24	< -27	< -23	< -22	< -23	
Port 1->Port 3, dB (Typ)	< -17	< -17	< -19	< -18	< -22	< -24	< -24	< -26	
Port 1->Port 4, dB (Typ)	< -15	< -17	< -18	< -24	< -28	< -22	< -22	< -23	
Port 2->Port 3, dB (Typ)	< -15	< -18	< -18	< -24	< -29	< -22	< -22	< -23	
Port 2->Port 4, dB (Typ)	< -17	< -18	< -19	< -19	< -22	< -23	< -25	< -27	
Port 3->Port 4, dB (Typ)	< -15	< -17	< -18	< -24	< -27	< -23	< -23	< -24	
PIM, 3rd Order, 2 x 20W (Typ)	<-154 dBc			<-164 dBc					
PIM, 3rd Order, 2 x 20W (Max)	<-153 dBc								
Nominal Impedance	-50 Ω								
Max Power (ambient temp of 25°C)	50 Watts								
Polarization	Linear, Omni-directional								
Radome	PC / ABS, UV stable								
Mounting	Ceiling mount (drywall or title flush mount)								
Dimensions (diameter x height)	330 mm x 55.5 mm								
Weight	Approximately 1.18 kg								
Storage Temperature (°C)	-40° C to +85° C								
Operational Temperature (°C)	-30° C to +70° C								
Flammability Rating (Radome)	UL 94V0 Materials								
Material Substance Compliance	RoHS Compliant								
Connectors	CMQ69273P-30NF (Type N female)				CMQ69273P-30D41F (Mini DIN)				

Americas: +1.847.839.6907
IAS-AmericasEastSales@lairdtech.com

Europe: +44.1628.858941
IAS-EUSales@lairdtech.com

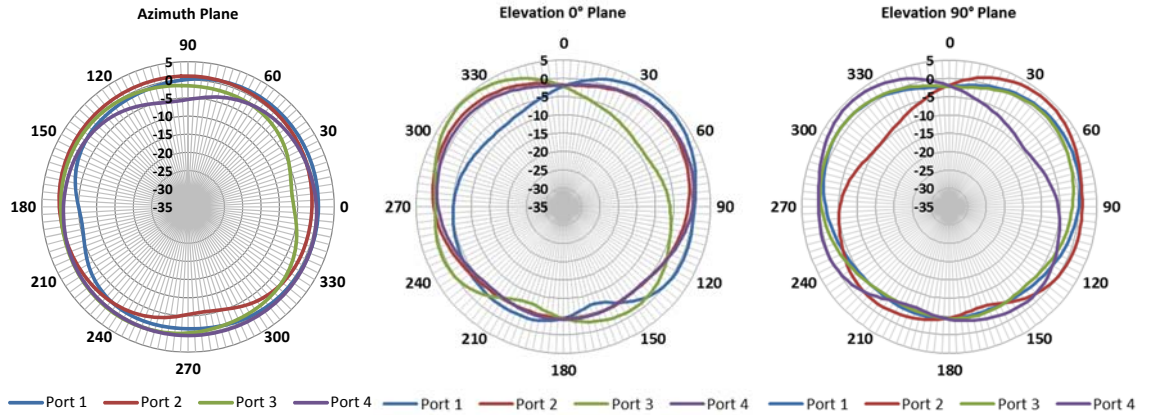
Asia: +86.21.5855.0827.127
IAS-AsiaSales@lairdtech.com

www.lairdtech.com

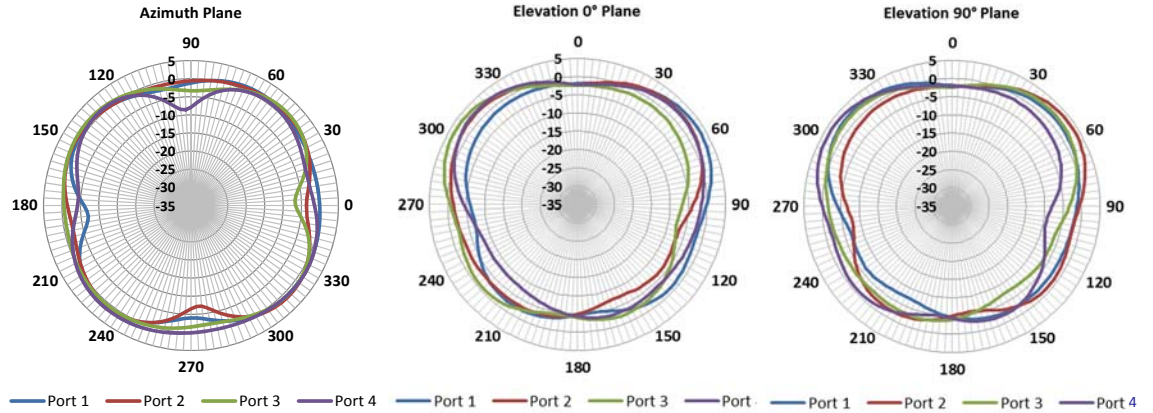
**698 to 960 MHz/1710 to 2700 MHz
Low PIM 4-port MIMO Ceiling Mount Antenna**

RADIATION PATTERNS

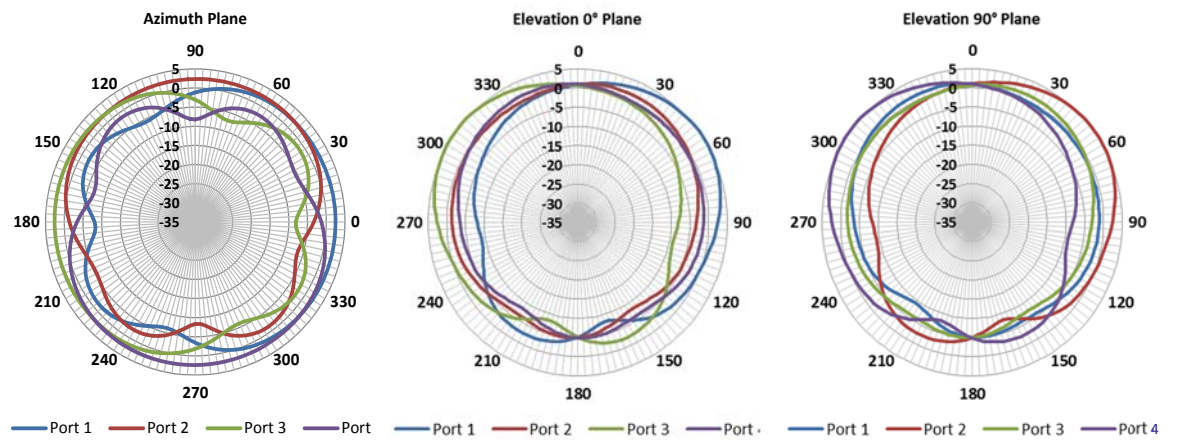
Radiation Pattern at 698 MHz



Radiation Pattern at 746 MHz



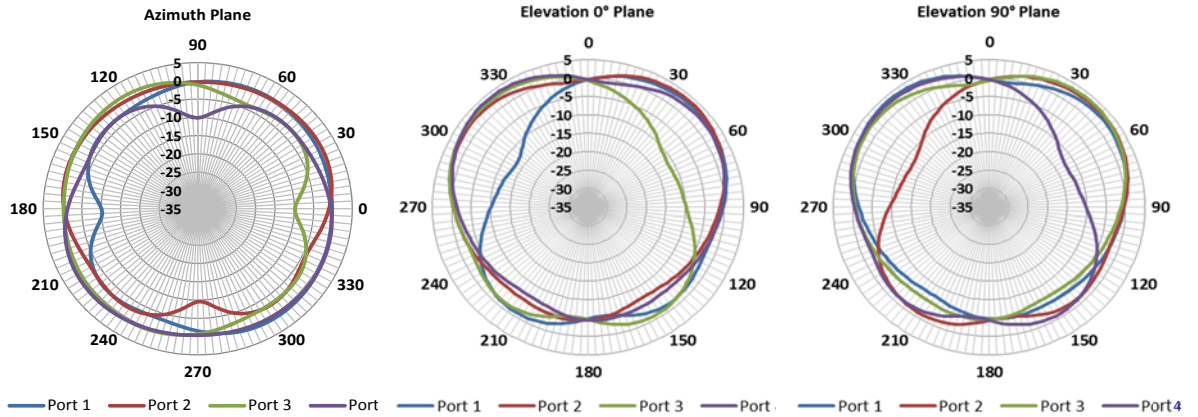
Radiation Pattern at 824 MHz



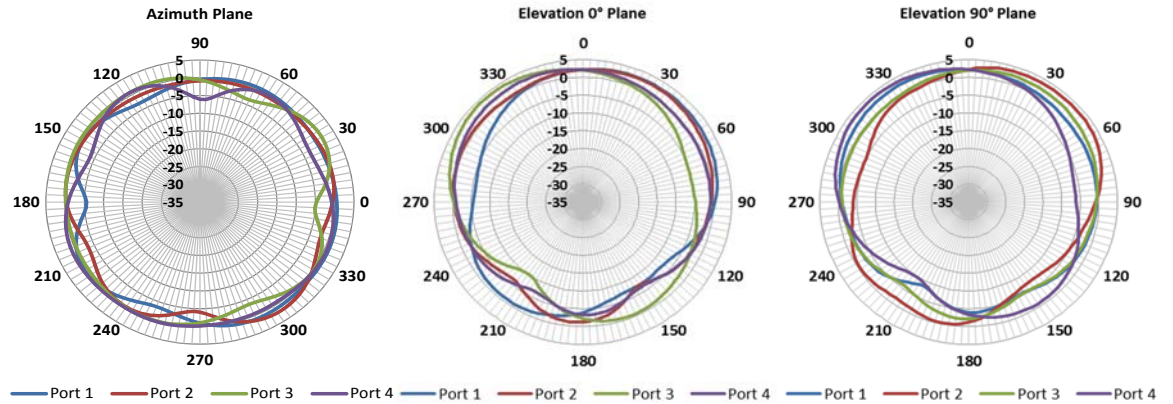
**698 to 960 MHz/1710 to 2700 MHz
Low PIM 4-port MIMO Ceiling Mount Antenna**

RADIATION PATTERNS

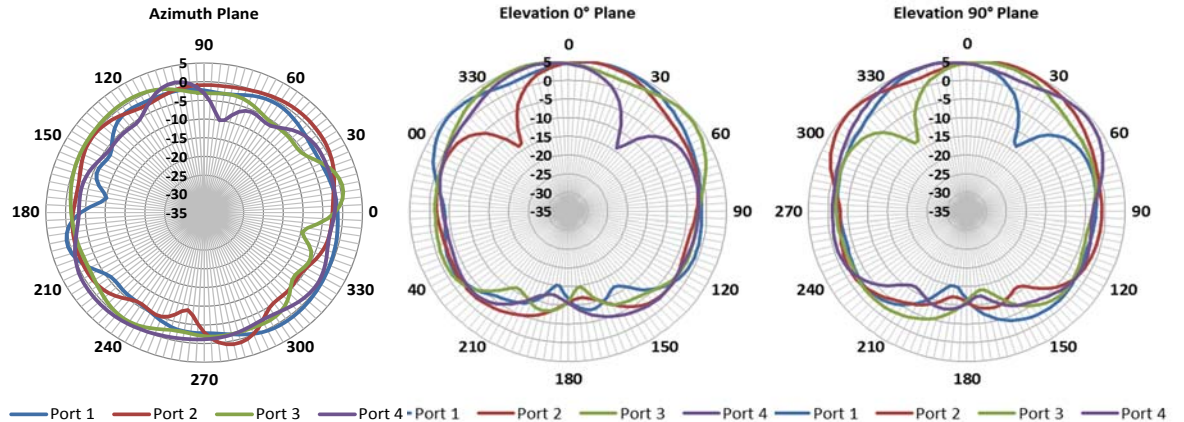
Radiation Pattern at 880 MHz



Radiation Pattern at 960 MHz



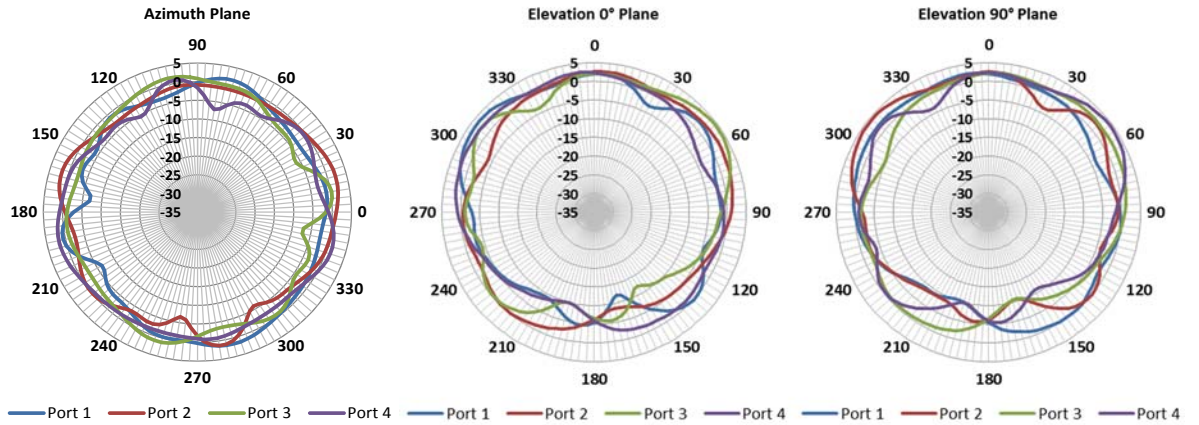
Radiation Pattern at 1710 MHz



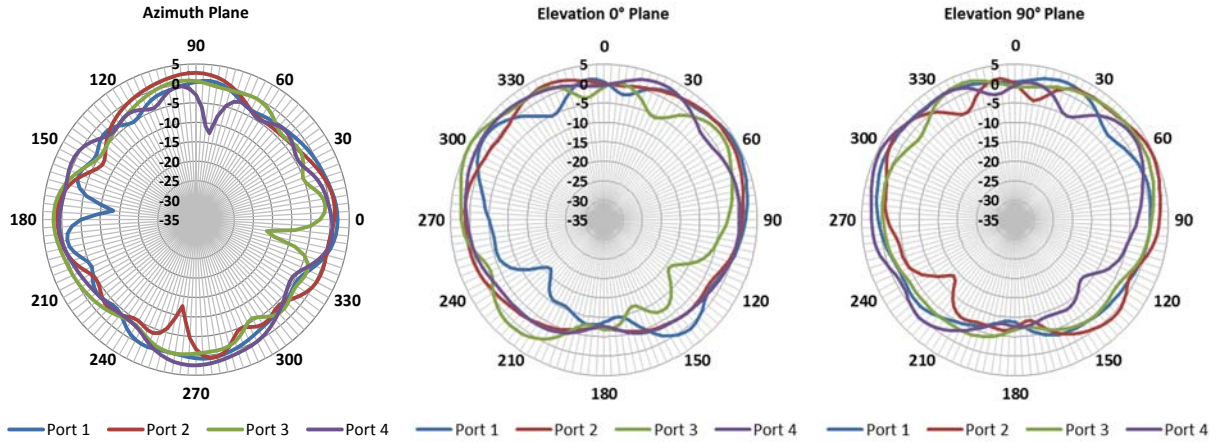
698 to 960 MHz/1710 to 2700 MHz
Low PIM 4-port MIMO Ceiling Mount Antenna

RADIATION PATTERNS

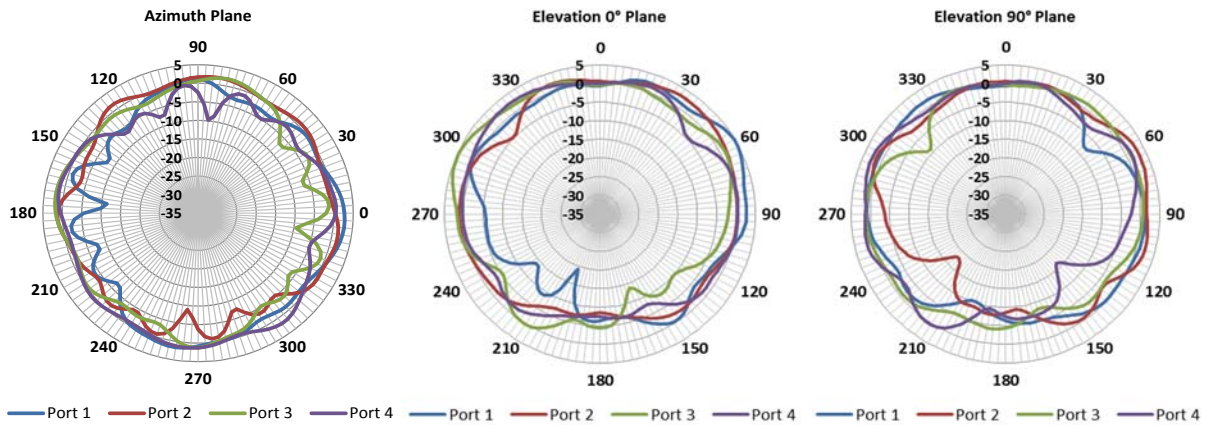
Radiation Pattern at 1950 MHz



Radiation Pattern at 2170 MHz



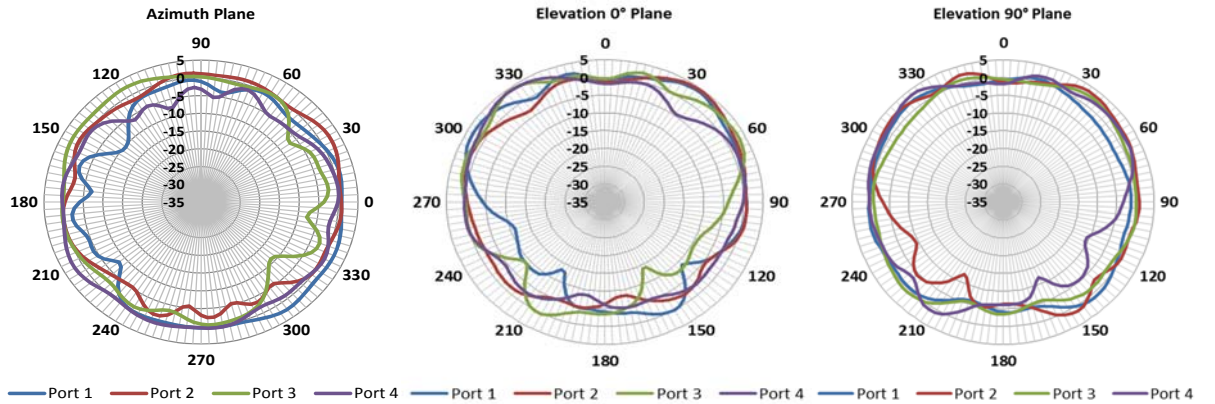
Radiation Pattern at 2305 MHz



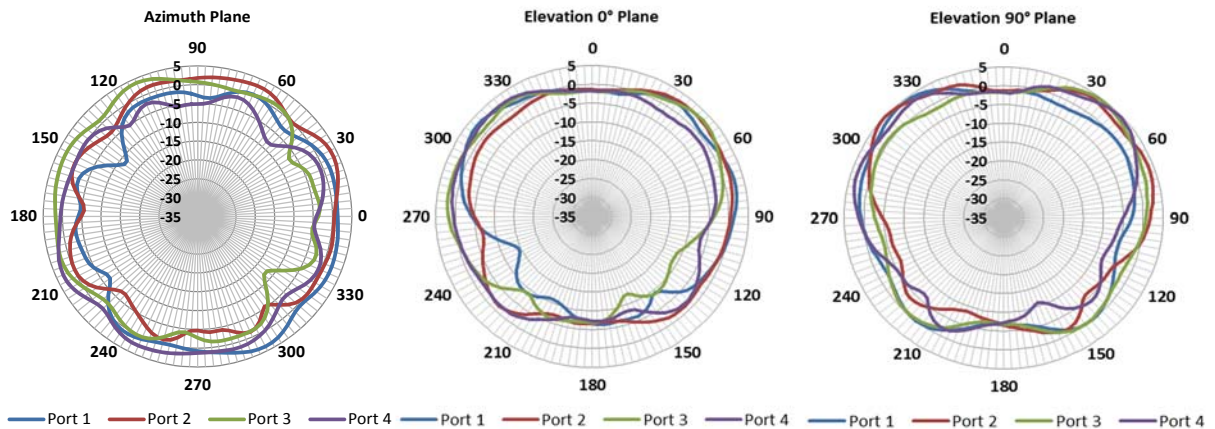
**698 to 960 MHz/1710 to 2700 MHz
Low PIM 4-port MIMO Ceiling Mount Antenna**

RADIATION PATTERNS

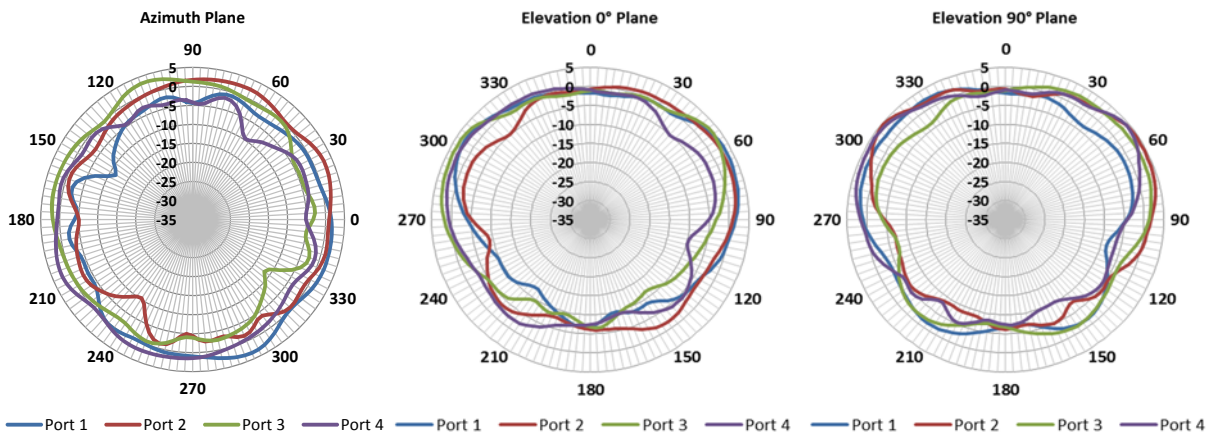
Radiation Pattern at 2412 MHz



Radiation Pattern at 2600 MHz



Radiation Pattern at 2700 MHz



IAS-ANT-DS-CMQ69273P_090114

Any information furnished by Laird and its agents is believed to be accurate and reliable. All specifications are subject to change without notice. Responsibility for the use and application of Laird materials rests with the end user, since Laird and its agents cannot be aware of all potential uses. Laird makes no warranties as to the fitness, merchantability or suitability of any Laird materials or products for any specific or general uses. Laird, Inc. or any of its affiliates or agents shall not be liable for incidental or consequential damages of any kind. All Laird products are sold pursuant to the Laird Terms and Conditions of sale in effect from time to time, a copy of which will be furnished upon request. © Copyright 2014 Laird Inc. All Rights Reserved. Laird, the Laird Logo, and other marks are trademarks or registered trademarks of Laird, Inc. or an affiliate company thereof. Other product or service names may be the property of third parties. Nothing herein provides a license under any Laird or any third party intellectual property rights.