

Distribution block - PTFIX 12X2,5 OG - 3273304

Please be informed that the data shown in this PDF Document is generated from our Online Catalog. Please find the complete data in the user's documentation. Our General Terms of Use for Downloads are valid (<http://phoenixcontact.com/download>)




Distribution block, Basic terminal block, nom. voltage: 500 V, nominal current: 24 A, connection method: Push-in connection, number of connections: 12, cross section: 0.14 mm² - 4 mm², AWG: 26 - 12, width: 31.2 mm, height: 21.2 mm, color: orange, mounting type: for snapping onto a DIN rail adapter, Adapter plate

Why buy this product

- Time savings of up to 80%, thanks to ready-to-mount blocks without manual bridging
- Time-saving conductor connection, thanks to tool-free Push-in direct connection technology
- Clear wiring, thanks to eleven different color variants
- Flexible use, thanks to DIN rail mounting, direct mounting or adhesive mounting
- Space savings of up to 50% on the DIN rail, thanks to transverse mounting

Key Commercial Data

| | |
|--------------|---|
| Packing unit | 8 STK |
| GTIN |  4 055626 392196 |
| GTIN | 4055626392196 |

Technical data

General

| | |
|--|---|
| Note | Notes on operation The blocks can be bridged with one another via the conductor shaft. For corresponding plug-in bridges, see accessories |
| Number of levels | 1 |
| Number of connections | 12 |
| Potentials | 1 |
| Nominal cross section | 2.5 mm ² |
| Color | orange |
| Insulating material | PA |
| Flammability rating according to UL 94 | V0 |
| Rated surge voltage | 6 kV |
| Degree of pollution | 3 |
| Overvoltage category | III |

Distribution block - PTFIX 12X2,5 OG - 3273304

Technical data

General

| | |
|---|---|
| Insulating material group | I |
| Maximum power dissipation for nominal condition | 0.77 W (the value is based on one connection block and is multiplied according to the pin assignment) |
| Maximum load current | 24 A |
| Nominal current I_N | 24 A |
| Nominal voltage U_N | 500 V |
| Open side panel | No |
| Shock protection test specification | DIN EN 50274 (VDE 0660-514):2002-11 |
| Back of the hand protection | guaranteed |
| Finger protection | guaranteed |
| Oscillation, broadband noise test result | Test passed |
| Test specification, oscillation, broadband noise | DIN EN 50155 (VDE 0115-200):2008-03 |
| Test spectrum | Service life test category 2, bogie-mounted |
| Test frequency | $f_1 = 5 \text{ Hz}$ to $f_2 = 250 \text{ Hz}$ |
| ASD level | $6.12 \text{ (m/s}^2\text{)}^2\text{/Hz}$ |
| Acceleration | 3.12 g |
| Test duration per axis | 5 h |
| Test directions | X-, Y- and Z-axis |
| Shock test result | Test passed |
| Test specification, shock test | DIN EN 50155 (VDE 0115-200):2008-03 |
| Shock form | Half-sine |
| Acceleration | 30g |
| Shock duration | 18 ms |
| Number of shocks per direction | 3 |
| Test directions | X-, Y- and Z-axis (pos. and neg.) |
| Relative insulation material temperature index (Elec., UL 746 B) | 130 °C |
| Temperature index of insulation material (DIN EN 60216-1 (VDE 0304-21)) | 130 °C |
| Static insulating material application in cold | -60 °C |
| Behavior in fire for rail vehicles (DIN 5510-2) | Test passed |
| Flame test method (DIN EN 60695-11-10) | V0 |
| Oxygen index (DIN EN ISO 4589-2) | >32 % |
| NF F16-101, NF F10-102 Class I | 2 |
| NF F16-101, NF F10-102 Class F | 2 |
| Surface flammability NFPA 130 (ASTM E 162) | passed |
| Specific optical density of smoke NFPA 130 (ASTM E 662) | passed |
| Smoke gas toxicity NFPA 130 (SMP 800C) | passed |
| Calorimetric heat release NFPA 130 (ASTM E 1354) | 28 MJ/kg |
| Fire protection for rail vehicles (DIN EN 45545-2) R22 | HL 1 - HL 3 |
| Fire protection for rail vehicles (DIN EN 45545-2) R23 | HL 1 - HL 3 |
| Fire protection for rail vehicles (DIN EN 45545-2) R24 | HL 1 - HL 3 |

Distribution block - PTFIX 12X2,5 OG - 3273304

Technical data

General

| | |
|--|-------------|
| Fire protection for rail vehicles (DIN EN 45545-2) R26 | HL 1 - HL 3 |
|--|-------------|

Dimensions

| | |
|--------|---------|
| Width | 31.2 mm |
| Length | 28.2 mm |
| Height | 21.2 mm |

Connection data

| | |
|--|----------------------|
| Connection method | Push-in connection |
| Connection in acc. with standard | IEC 60998-2-2 |
| Conductor cross section solid min. | 0.14 mm ² |
| Conductor cross section solid max. | 4 mm ² |
| Conductor cross section AWG min. | 26 |
| Conductor cross section AWG max. | 12 |
| Conductor cross section flexible min. | 0.14 mm ² |
| Conductor cross section flexible max. | 2.5 mm ² |
| Min. AWG conductor cross section, flexible | 26 |
| Max. AWG conductor cross section, flexible | 14 |
| Conductor cross section flexible, with ferrule without plastic sleeve min. | 0.14 mm ² |
| Conductor cross section flexible, with ferrule without plastic sleeve max. | 2.5 mm ² |
| Conductor cross section flexible, with ferrule with plastic sleeve min. | 0.14 mm ² |
| Conductor cross section flexible, with ferrule with plastic sleeve max. | 2.5 mm ² |
| Stripping length | 8 mm ... 10 mm |
| Internal cylindrical gage | A3 |

Standards and Regulations

| | |
|--|---|
| Connection in acc. with standard | IEC 60998-2-2 |
| Flammability rating according to UL 94 | V0 |
| Fire protection for rail vehicles (DIN EN 45545-2) R22 | HL 1 - HL 3 HL 1 - HL 3 HL 1 - HL 3 HL 1 - HL 3 |
| Fire protection for rail vehicles (DIN EN 45545-2) R23 | HL 1 - HL 3 HL 1 - HL 3 HL 1 - HL 3 HL 1 - HL 3 |
| Fire protection for rail vehicles (DIN EN 45545-2) R24 | HL 1 - HL 3 HL 1 - HL 3 HL 1 - HL 3 HL 1 - HL 3 |
| Fire protection for rail vehicles (DIN EN 45545-2) R26 | HL 1 - HL 3 HL 1 - HL 3 HL 1 - HL 3 HL 1 - HL 3 |

Environmental Product Compliance

| | |
|------------|---|
| China RoHS | Environmentally friendly use period: unlimited = EFUP-e |
| | No hazardous substances above threshold values |

Drawings

Circuit diagram



Distribution block - PTFIX 12X2,5 OG - 3273304

Approvals


Approvals


Approvals


UL Recognized / cUL Recognized / CSA / VDE approval of drawings / IECCEB Scheme / DNV GL / cULus Recognized


Ex Approvals

Approval details

| | | | |
|----------------------------|---|---|--------------|
| UL Recognized |  | http://database.ul.com/cgi-bin/XYV/template/LISEXT/1FRAME/index.htm | FILE E 60425 |
| | D | B | C |
| Nominal voltage UN | 600 V | 300 V | 300 V |
| Nominal current IN | 5 A | 20 A | 20 A |
| mm ² /AWG/kcmil | 26-12 | 26-12 | 26-12 |


| | | | |
|----------------------------|---|---|--------------|
| cUL Recognized |  | http://database.ul.com/cgi-bin/XYV/template/LISEXT/1FRAME/index.htm | FILE E 60425 |
| | D | B | C |
| Nominal voltage UN | 600 V | 300 V | 300 V |
| Nominal current IN | 5 A | 20 A | 20 A |
| mm ² /AWG/kcmil | 26-12 | 26-12 | 26-12 |

| | | | |
|----------------------------|---|---|-------|
| CSA |  | http://www.csagroup.org/services-industries/product-listing/ | 13631 |
| | D | B | C |
| Nominal voltage UN | 600 V | 300 V | 300 V |
| Nominal current IN | 5 A | 20 A | 20 A |
| mm ² /AWG/kcmil | 26-12 | 26-12 | 26-12 |


| | | | |
|--------------------------|---|---|----------|
| VDE approval of drawings |  | http://www2.vde.com/de/Institut/Online-Service/VDE-gepruefteProdukte/Seiten/Online-Suche.aspx | 40047798 |
| | | | |
| Nominal voltage UN | | 450 V | |
| Nominal current IN | | 24 A | |

Distribution block - PTFIX 12X2,5 OG - 3273304

Approvals

| | | | |
|--------------------|---|---|-----------|
| IECEE CB Scheme |  | http://www.iecee.org/ | DE1-60115 |
| Nominal voltage UN | 450 V | | |
| Nominal current IN | 24 A | | |

| | | |
|--------------------|---|-----------|
| DNV GL | http://exchange.dnv.com/tari/ | TAE0002TT |
| Nominal voltage UN | 500 V | |
| Nominal current IN | 24 A | |

| | | |
|------------------|---|---|
| cULus Recognized |  | http://database.ul.com/cgi-bin/XYV/template/LISEXT/1FRAME/index.htm |
|------------------|---|---|

Phoenix Contact 2018 © - all rights reserved
<http://www.phoenixcontact.com>

PHOENIX CONTACT GmbH & Co. KG
Flachsmarktstr. 8
32825 Blomberg
Germany
Tel. +49 5235 300
Fax +49 5235 3 41200
<http://www.phoenixcontact.com>