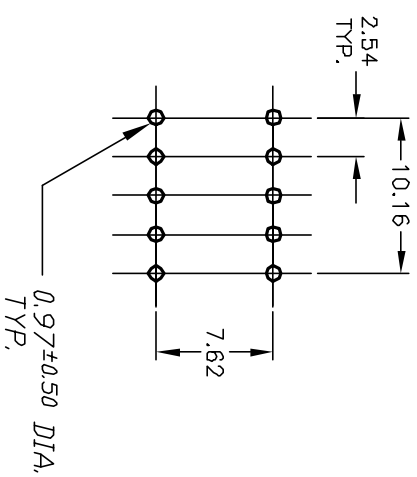
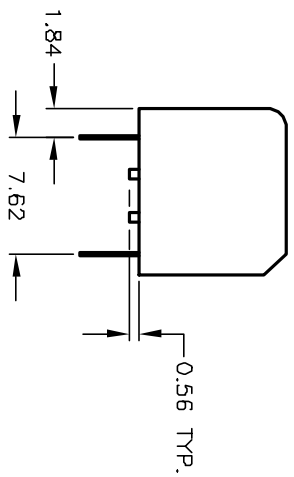
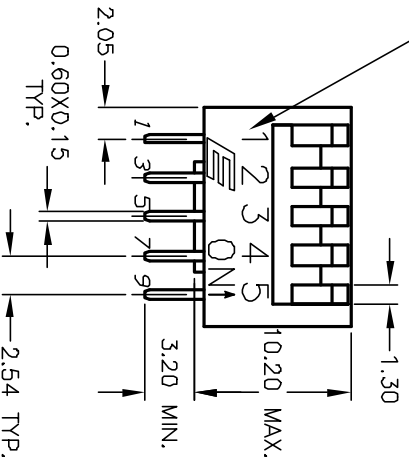


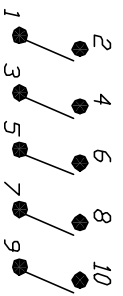
Pos. 1 Designate
Pin #1 Location



RECOMMEND P.C.B. LAYOUT

NOTES:

1. ALL DIMENSIONS IN MM
2. GENERAL TOLERANCE: X.X=±0.4
X.XX=±0.25
3. TERM. NOS. FOR REFERENCE ONLY.
4. SWITCHES SUPPLIED IN DISPENSING TUBES WITH ALL POLES IN THE "OFF" POSITION.
5. SWITCHES W/ TOP TAPE SEAL
6. ▲ DENOTES CRITICAL PARAMETER.



CONTACT CONFIGURATION

* (Pos. 1 Denotes Pin No. 1)

REV.	ECN No.	DESCRIPTION	DATE	CHKD
A	12960	RELEASED FOR PRODUCTION	3/25/03	AR

TITLE	SCALE	DATE	DR	DWG	REV
KAP1105VT	2:1	3/25/03	AR	N411065	A

E-SWITCH®

THE INFORMATION CONTAINED IN THIS DOCUMENT IS PROPRIETARY TO E-SWITCH AND IS NOT TO BE COPIED OR TRANSFERRED