Alle Rechte vorbehalten/ All rights reserved

X
Kontaktanordnung
contact arrangement

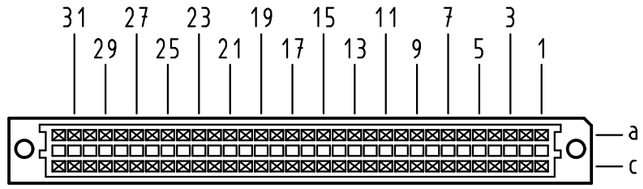

64 Signal Kontakte
64 signal contacts

⊠ = Kontaktposition belegt
= *position with contact*

□ = Kontaktposition nicht belegt
= *position without contact*

X
(Lochbild)
(board drillings)

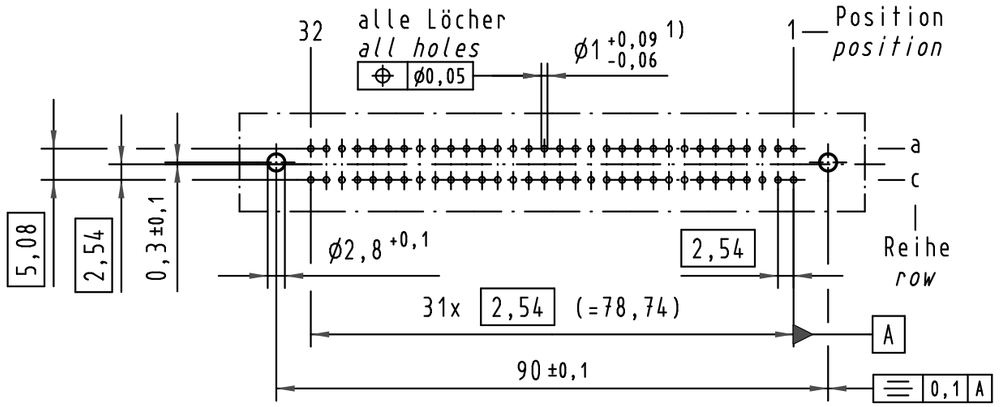

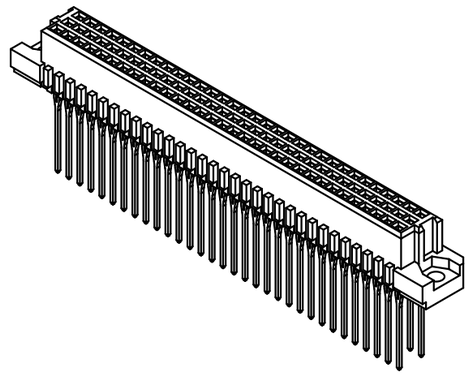

Z
2:1

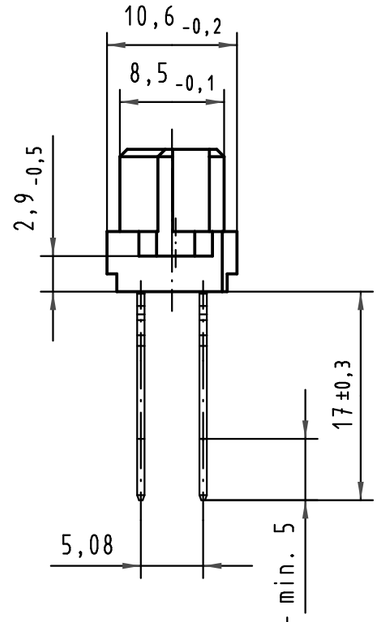

Steckbereich Au über Ni
entspricht AFS 3
length of mating Au over Ni
performance level 3

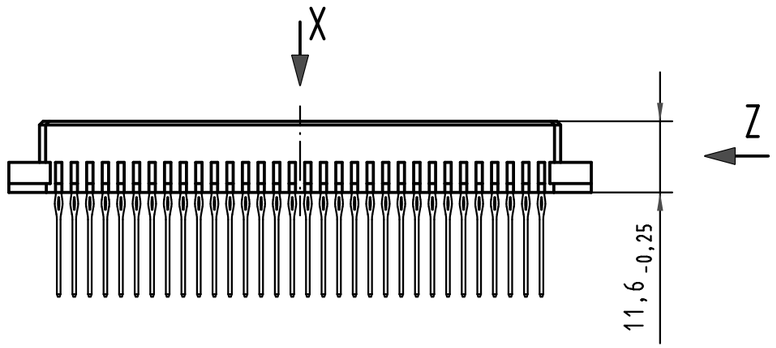

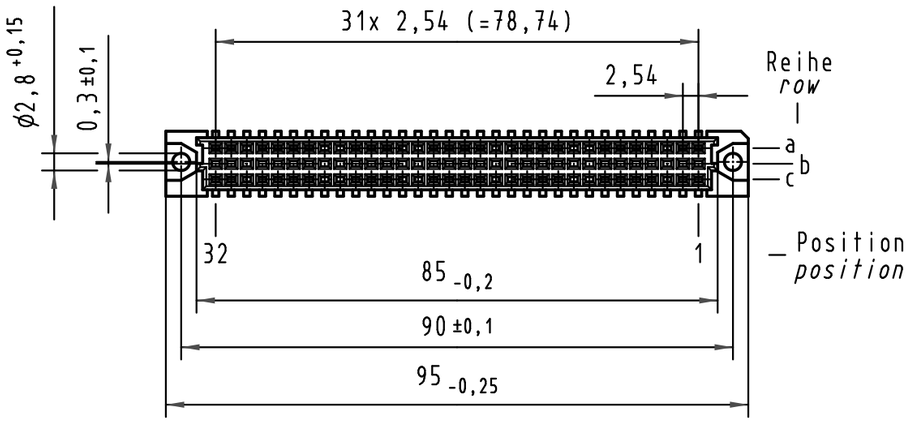

1) Für Einpreßverbindung nach IEC 60352-5
1) for press-in connection acc. to IEC 60352-5

09 03 264 6862	2	Au über/over Ni
Bestell-Nr. *part-no.*	Anforderungsstufe nach IEC *performance level acc.to IEC*	Kontaktoberfläche *contact plating*

All Dimensions in mm Original Size DIN A 3			Techn. Character.				Nicht tolerierte Maße/*Free size tolerances* IEC 60603-2
				Dat.	Name	Maßstab/*Scale*	Bauform C Federleiste Einpreß 17 , 64 pol. , Anschluß vergoldet *type C female connector press-in 17 , 64 pol. , termination gold-plated*
			Detail.	12.06.01	Rie.	1:1 (2:1)	
			Insp.	12.06.01	Pa.		
			Stand.				
34650	27.08.07	Cla	HARTING Electronics GmbH & Co. KG D-32339 ESPELKAMP				TB 09 03 264 x862
29842							Blatt/*page*
Mod.	Dat.	Name					Sub.