
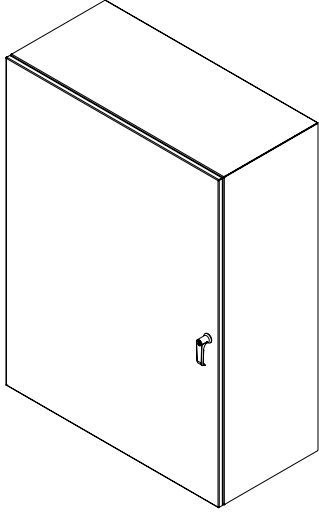



PART No. EN4SD483616LG
 for more information visit
www.hammfg.com
 Data subject to change without notice
 Isometric drawing Not to Scale



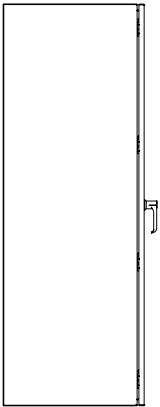
TOP VIEW



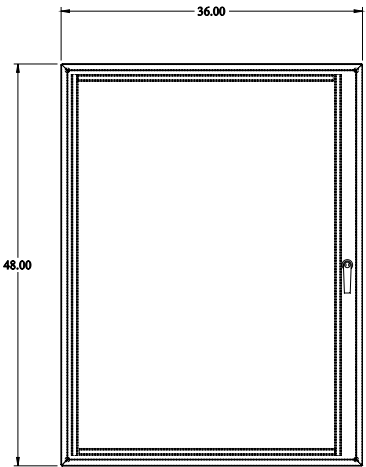
ISOMETRIC VIEW



BACK VIEW




LEFT SIDE VIEW



FRONT VIEW



RIGHT SIDE VIEW



BOTTOM VIEW