


SD

D'Sub connectors - Stamped and Formed Contacts

STRAIGHT PCB TERMINATION STANDARD and HIGH DENSITY



CHARACTERISTICS

Specifications

- Connectors according to: MIL C24308 - NFC 93425-HE5

Materials and Platings	
Shells	Steel
Insulator	Glass-filled thermoplastic, UL 94V- 0
Pin contacts	Brass, selected gold in mating area; 2.54µm (100 µ") min.tin on termination area over 1.27µm (50µ") min.nickel
Socket contact	Phosphor bronze, selected gold in mating area;2.54µ(100µ") min.tin on termination area over 1.27µm (50µ") min.nickel
Rear insert	Brass, 2.54µm (100µ") min.nickel plated
Boardlock	Brass, 2.54µm (100µ") min.nickel plated
Screwlock	Brass, 2.54µm (100µ") min.nickel plated (removable)

Electrical Data	
Current rating	Standard Density:5A High Density:3A
Voltage rating	250V AC/ rms 50Hz
Withstanding voltage	1000V AC/rms 50Hz for one minute
Insulation resistance	1000MΩ at 500V DC
Contact resistance	20mΩ max

Climatic Data	
Operating temperature	-55°C to +125°C
Salt spray	24 hours

Mechanical Data					
Single contact insertion force	0.54kg (1.19lb) max				
Single contact withdrawal force	SD : 0.06kg (0.13lb) min HD : 0.02kg (0.044lb) min				
Mating and unmating force Unit: kg (lb)					
No. of Cts	SD			HD	
SD	HD	Mate (max)	Unmate (min)	Mate (max)	Unmate (min)
9	15	3.05 (6.74)	0.36 (0.79)	3.81 (8.42)	0.52 (1.14)
15	26	5.09 (11.24)	0.46 (1.01)	5.95 (13.16)	1.05 (2.32)
25	44	8.44 (18.66)	0.81 (1.8)	9.26 (20.46)	1.37 (3.02)
37	62	12.51 (27.65)	1.1 (2.47)	13.48 (29.78)	1.76 (3.88)
50	78	14.65 (32.38)	1.6 (3.56)	15.82 (34.96)	2.02 (4.46)
Standard plating thickness					
<ul style="list-style-type: none"> gold flash 0.381µm (15µ") gold 0.76 µm (30µ") gold 					

DESCRIPTION

The Amphenol "SD" series features precision formed contacts, and insulator with closed entry contacts cavities. This series gives you Amphenol's high standards of quality and reliability to meet all of your commercial requirements.

*Economical
straight PCB
mount connectors*

APPLICATIONS

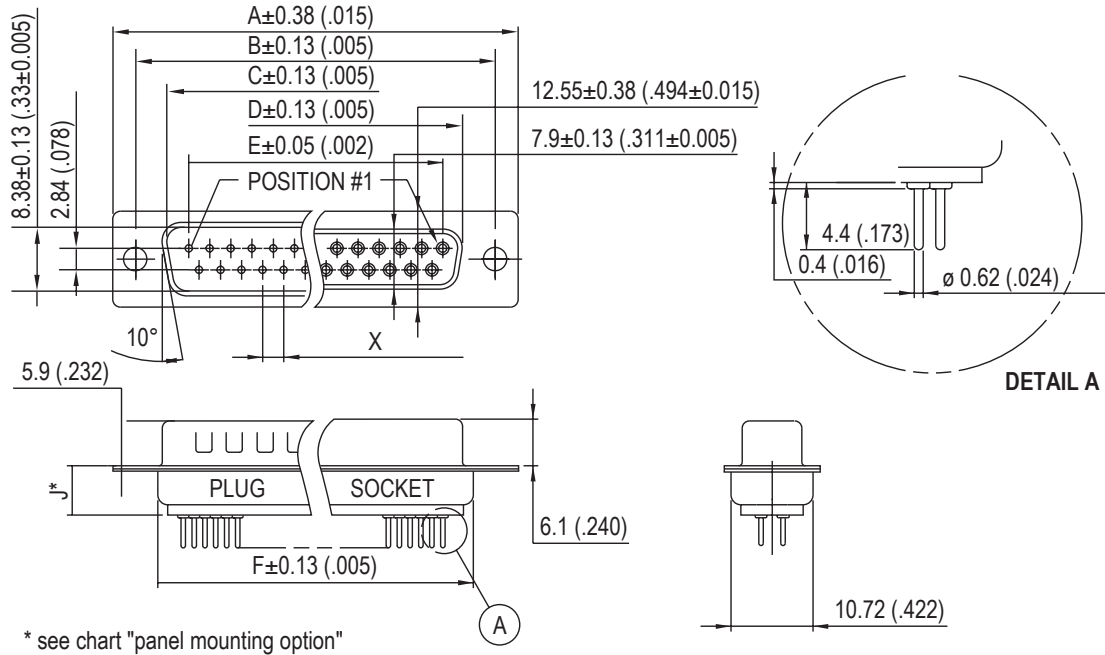
- Industrial
- Telecom
- Any industry standard I / O connections



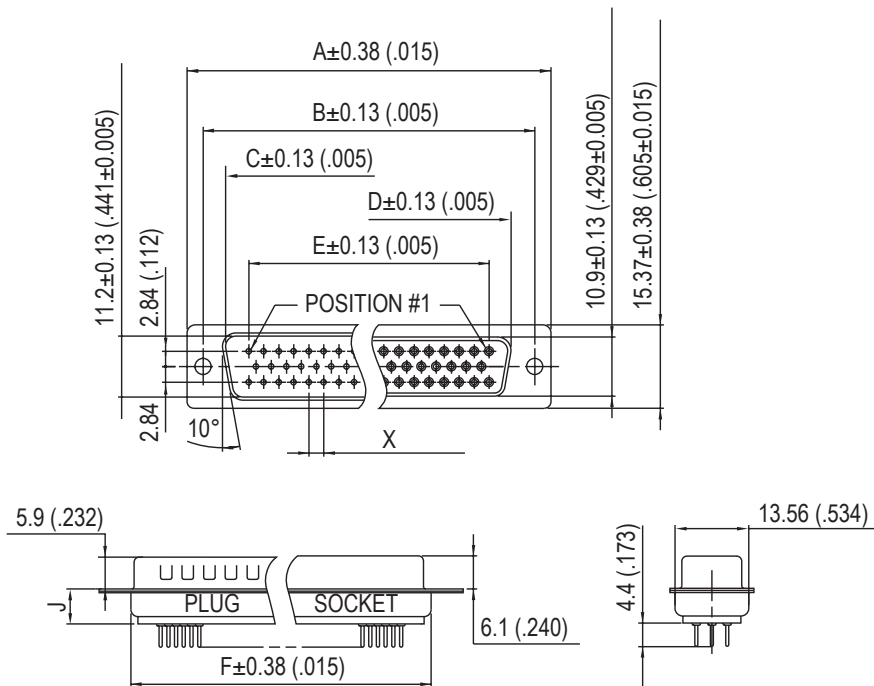
Amphenol

SD / E6

Standard Density

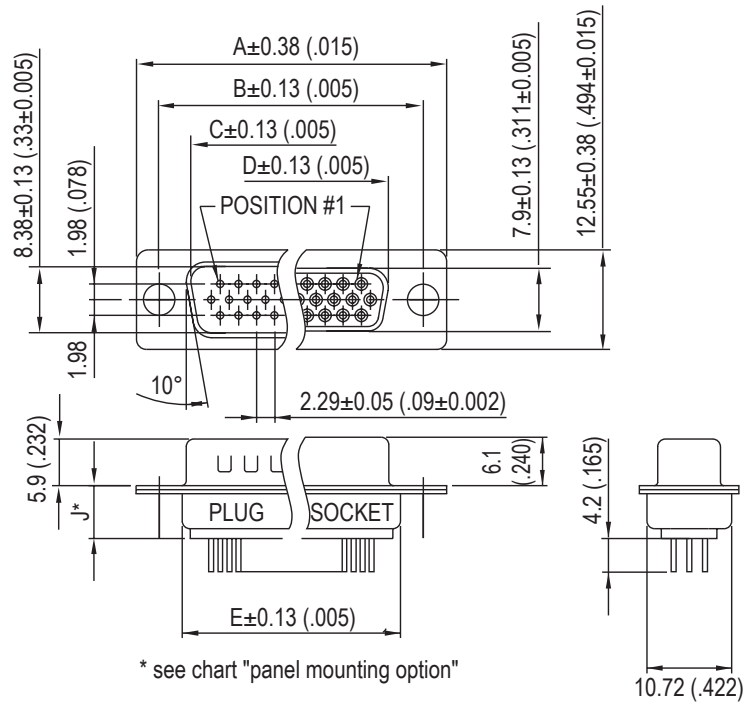


Nb OF CONTACTS	DIMENSIONS mm (inch)						
	A	B	C	D	E	F	X
9	30.84 (1.21)	24.99 (.98)	16.92 (.67)	16.24 (.64)	11.09 (.44)	19.28 (.76)	2.74
15	39.24 (1.54)	33.32 (1.31)	24.7 (.972)	24.56 (.97)	19.39 (.76)	27.51 (1.08)	2.74
25	53.04 (2.09)	47.04 (1.85)	38.96 (1.53)	38.38 (1.51)	33.24 (1.31)	41.30 (1.63)	2.77
37	69.32 (2.73)	63.50 (2.50)	55.42 (2.18)	54.76 (2.16)	49.86 (1.96)	57.71 (2.27)	2.77
50	67 (2.64)	61.11 (2.41)	52.86 (2.08)	52.34 (2.06)	44.32 (1.75)	55.3 (2.18)	2.77

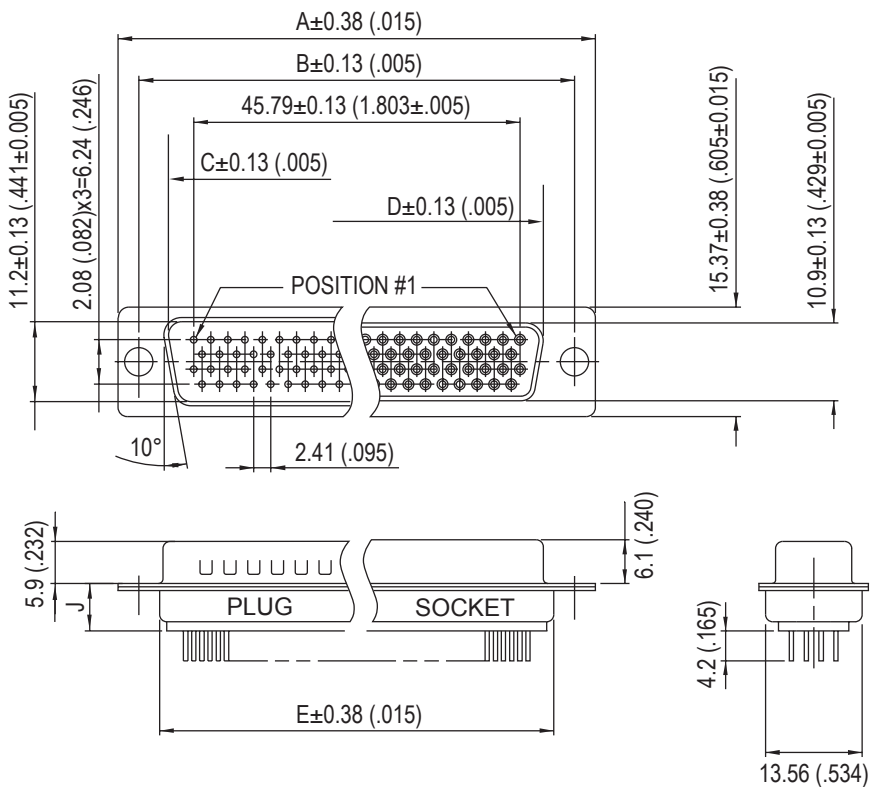


50 CONTACTS

High Density

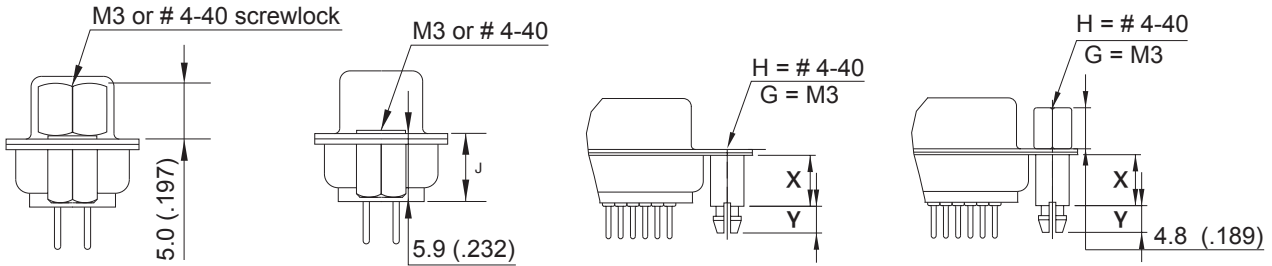


Nb OF CONTACTS	DIMENSIONS mm (inch)				
	A	B	C	D	E
15	30.84 (1.21)	24.99 (.98)	16.92 (.67)	16.24 (.64)	19.28 (.76)
26	39.24 (1.54)	33.32 (1.31)	24.7 (.972)	24.56 (.97)	27.51 (1.08)
44	53.04 (2.09)	47.04 (1.85)	38.96 (1.53)	38.38 (1.51)	41.30 (1.63)
62	69.32 (2.73)	63.50 (2.50)	55.42 (2.18)	54.76 (2.16)	57.71 (2.27)
78	67 (2.64)	61.11 (2.41)	52.86 (2.08)	52.34 (2.06)	55.3 (2.18)



78 CONTACTS

Panel mounting option



Front Female Screwlock Threaded Rear Insert RM5 Standoff Boardlock RM8 Standoff Boardlock

	RM5 RM8	RM5G RM8G
X	6.0(.236)	12.7(.500)
Y	4.2(.165)	3.2(.126)
J	6.2(.244)	11.8(.465)

How to order

L **OL2** ... **C309**

RoHS Compliant

gold flash	77: tinned shell for receptable 717: tinned shell + dimples for plug
0.4µm (15µ")	177: tinned shell for receptable 777: tinned shell + dimples for plug

SD : standard density
HD : high density

shell size: E, A, B, C, D

mounting type:
H = rear insert 4-40
G = rear insert M3
H,G must also be used to specify the threading of RM5 or RM8 grounding tabs.

plating option:
valid only for 0.76µm (30µ")
part numbers to be written as follow:
or 77.....C309
717.....C309

grounding tabs:
no digit = standard rivet 3.05mm
RM5 = retention clip
RM8 = retention clip + front screwlock


Termination
Straight for PCB

contact type:
P = pin
S = socket

configuration:
SD : 9,15,25,37,50
HD : 15,26,44,62,78

For special request, please consult factory

Do not hesitate to contact us for further information



Amphenol

Amphenol IT & Communication Products

Block A3/A4, The 4th Industrial District of
Industrial Headquarters, Dong Keng Road
Gong Ming Town, Shen Zhen China
Fax: +86(0)755 2754 9955

Technical Support

Tel: +86(0)755 2717 7945
Info-dsub@amphenol.com.cn
http://www.dsubconnector.com