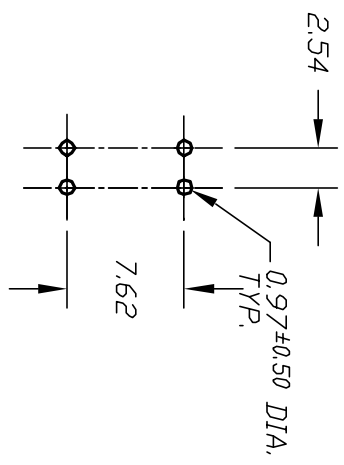
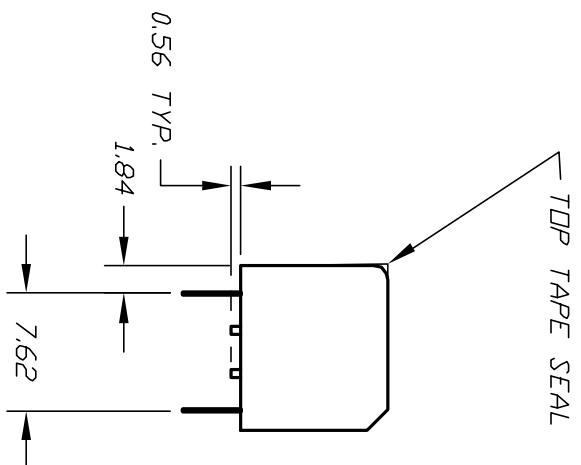
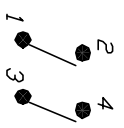


Pos. 1 Designate  
Pin #1 Location



RECOMMENDED P.C.B. LAYOUT



CIRCUIT 2POS

NOTES:

1. ALL DIMENSIONS IN MM
2. GENERAL TOLERANCE: X.X=±0.4  
X.XX=±0.25
3. TERM. NOS. FOR REFERENCE ONLY.
4. CONTACT RATINGS: 25mA @24VDC.
5. MATERIAL (TERMINALS/CONTACTS):  
PHOSPHOR BRONZE w/Gold Plate over  
Nickel Plate
6. INSULATION RESISTANCE:  
100Mega-0HMS min @500VDC
7. CONTACT RESISTANCE (INITIAL):  
50mILLI-0HMS @2-4VDC @100mA
8. OPERATING FORCE: 1000gf max.
9. TRAVEL: 2mm typical
10. PACKAGED: DISPENSING TUBES  
WITH ALL POLES IN THE "OFF" POSITION.
11. ▲ DESIGNATE MAJOR:
12. TOP TAPE SEAL: FOR FLUX WASH

**E-SWITCH®**

REV.	ECN No.	DESCRIPTION	DATE	CHKD
A	12586	RELEASED FOR PRODUCTION	11/21/02	CJB
THE INFORMATION CONTAINED IN THIS DOCUMENT IS PROPRIETARY TO E-SWITCH AND IS NOT TO BE COPIED OR TRANSFERRED				

TITLE	SCALE	DATE	DR	DWG	REV
KAP1102VT (TOP SIDE DN) RECESSED WITH TOP TAPE SEAL	2:1	11/21/02	CJB	N411006	A