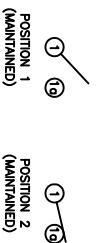


SCHEMATIC



SPECIFICATIONS

FUNCTION:
1P1T OFF-ON

RATINGS:
ANSI/UL 1054 and CAN/CSA C22.2 No. 55 (E194579):
16A 125VAC [UR, CLR]
10A 250VAC [UR, CLR]
1/3HP 125/250VAC [UR, CLR]

EN 61058-1:2002:
10(4)A 250V~ μ SE4 T85/55 [ENEC14, SEMKO]
10(2)A 250V~ μ SE4 T85/55 [ENEC14, SEMKO]

CONTACT RESISTANCE:
Initial: 30mΩ Max. at 50VAC

INSULATION RESISTANCE:
100MΩ Min. at 500VDC

DIELECTRIC STRENGTH:
1,500VAC for 1 minute

ELECTRICAL LIFE:
6,000 Cycles [UR, CLR]
10,000 Cycles [ENEC14, SEMKO: 10(4)A 250V~]
50,000 Cycles [ENEC14, SEMKO: 10(2)A 250V~]

TEMPERATURE:
Operating: -20°C to 105°C [UR, CLR]
Operating: -20°C to 125°C [ENEC14, SEMKO: 10(4)A 250V~]
Operating: -20°C to 85°C [ENEC14, SEMKO: 10(2)A 250V~]

APPROVALS:



COLORS AND MARKINGS

BODY:
Black

ACTUATOR:
Black

MARKINGS:
I/O Vertical (1)

MARKING COLOR:
White

MATERIALS

BODY:
Polyamide 6/6 (PA66), UL94 V-2

ACTUATOR:
Polyamide 6/6 (PA66), UL94 V-2

SPRING:
Steel

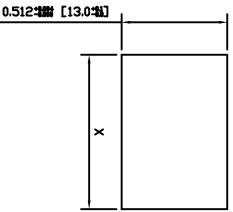
BALL:
Steel

MOBILE CONTACT:
Silver Alloy

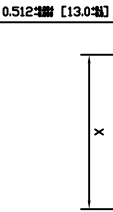
CONTACTS:
Silver Alloy

TERMINALS:
Silver Plated Copper

SUGGESTED PANEL CUTOUT



PANEL THICKNESS	X
0.030~0.049 [0.75~1.25]	0.756 [19.2]
0.049~0.079 [1.25~2.00]	0.764 [19.4]
0.079~0.118 [2.00~3.00]	0.772 [19.6]



D

C

B

A

ACTUATOR	A	09/05/04	CAB
BODY	A	09/05/04 <td>CAB</td>	CAB
COLORS	A	09/05/04 <td>CAB</td>	CAB
MATERIALS	A	09/05/04 <td>CAB</td>	CAB
SPECIFICATIONS	B	09/08/13 <td>CAB</td>	CAB
REFERENCE	REV.	DATE	BY

1

2

3

4

5

6

7

8

THE INFORMATION CONTAINED IN THIS DOCUMENT IS PROPRIETARY TO E-SWITCH-LAMB INDUSTRIES AND IS NOT TO BE COPIED OR TRANSMITTED

RELEASED DESIGN DESCRIPTION

20024 12/13/12

SCALE: DRAWING NOT TO SCALE

DRAWING NUMBER: RA111C1121

DATE: SEPTEMBER 10, 2009

REVISION: A



D

C

B

A