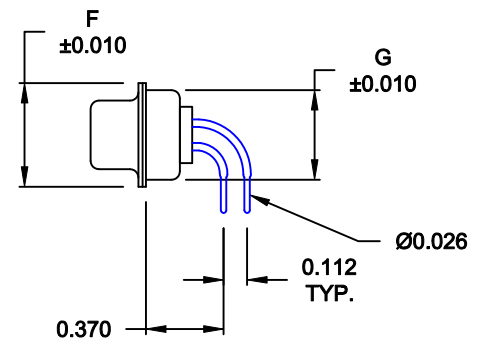
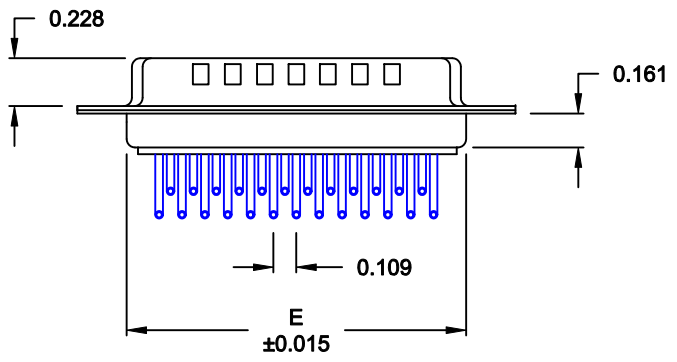
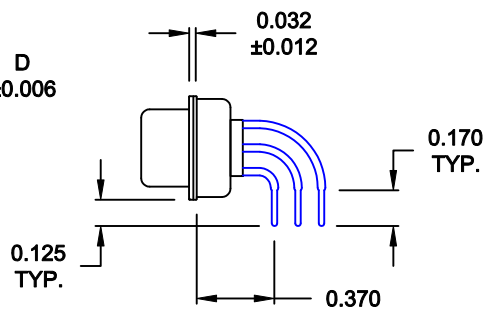
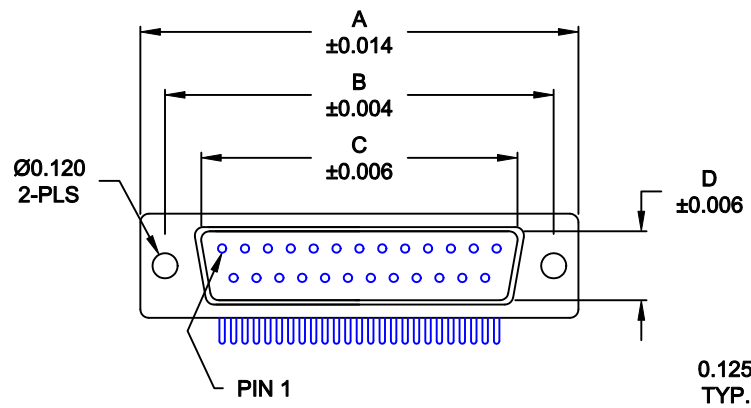


DESCRIPTION: MALE - 0.370 RIGHT ANGLE / MACHINED



No. OF PINS	DIMENSIONS						
	A	B	C	D	E	F	G
9	1.213	0.984	0.669	0.331	0.760	0.480	0.429
	30.80	24.99	17.00	8.40	19.30	12.20	10.90
15	1.541	1.312	0.996	0.331	1.083	0.480	0.429
	39.15	33.32	25.30	8.40	27.51	12.20	10.90
25	2.088	1.852	1.535	0.331	1.630	0.480	0.429
	53.04	47.04	39.00	8.40	41.40	12.20	10.90
37	2.729	2.500	2.181	0.331	2.276	0.480	0.429
	69.32	63.50	55.40	8.40	57.81	12.20	10.90
50	2.635	2.406	2.079	0.437	2.182	0.598	0.535
	66.93	61.11	52.80	11.10	55.42	15.20	13.60

174-YYY-112RYY1

- SERIES \_\_\_\_\_
- POSITIONS \_\_\_\_\_
- 009 \_\_\_\_\_
- 015 \_\_\_\_\_
- 025 \_\_\_\_\_
- 037 \_\_\_\_\_
- 050 \_\_\_\_\_
- GENDER \_\_\_\_\_
- 1 = MALE
- TERMINATION \_\_\_\_\_
- 1 = PC MOUNTING
- SHELL PLATING \_\_\_\_\_
- 2 = TIN (GROUND INDENTS)
- RoHS COMPLIANT \_\_\_\_\_
- HARDWARE OPTIONS \_\_\_\_\_
- 00 = NO HARDWARE
- 14 = SHORT BRACKET WITH 4-40 SCREW LOCK
- 24 = SHORT BRACKET WITH 4-40 SCREW
- PLATING OPTIONS \_\_\_\_\_
- 1 = GOLD FLASH
- 2 = 30MICRO-INCH GOLD

**MATERIAL:**

- SHELL: STEEL, TIN PLATED
- INSULATOR: UL 94V-O RATED, BEIGE PBTP
- PROCESS TEMP.: 260° PROCESS TEMPERATURE
- CONTACT: BRASS

**ELECTRICAL:**

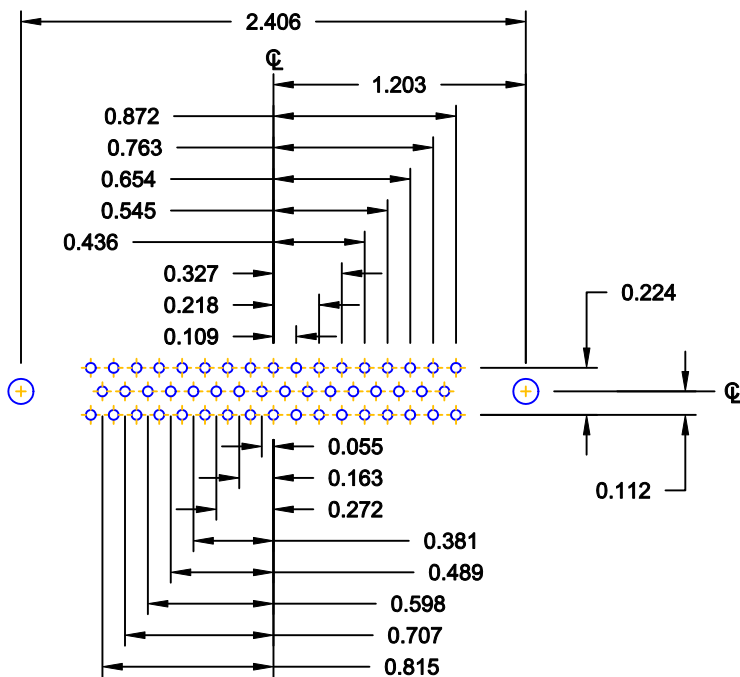
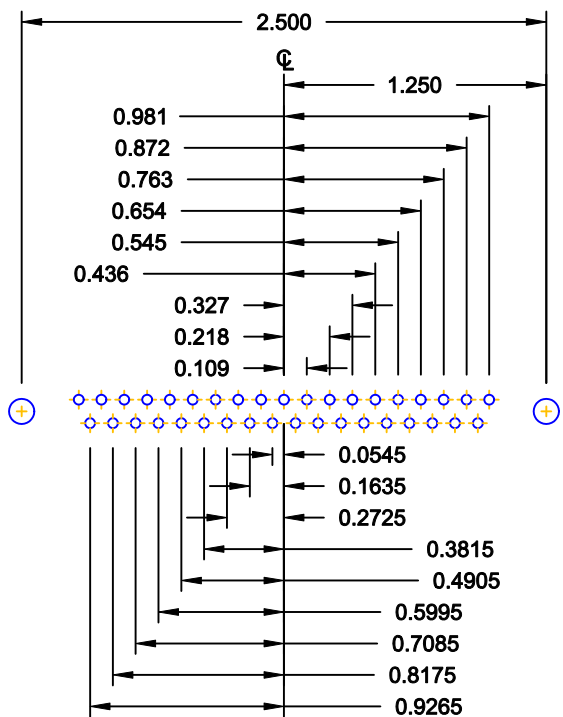
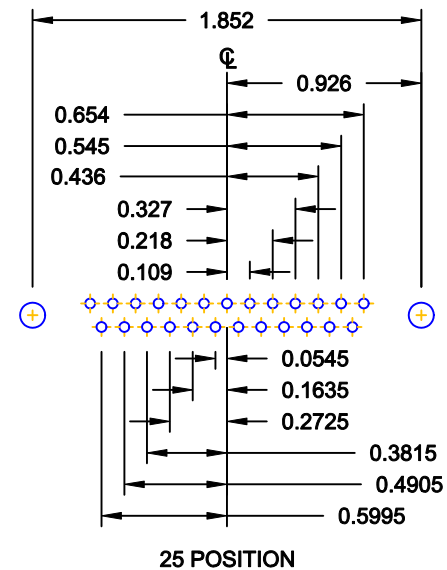
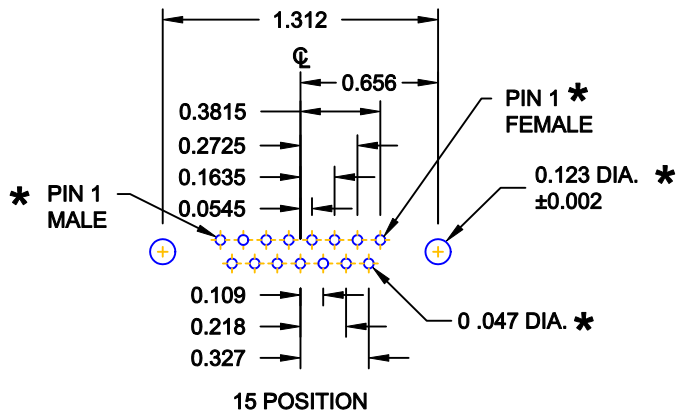
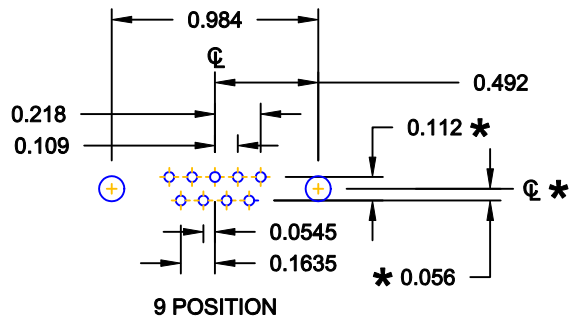
- CURRENT RATING: 5 AMPS
- CONTACT RESISTANCE: 15 mOhms Max.
- INSULATION RESISTANCE: 1,000 MOhms min.
- VOLTAGE: 500VAC FOR 1 MINUTE
- TEMPERATURE: -50° C TO 100° C

DO NOT SCALE FROM DRAWING

	THESE DRAWINGS AND SPECIFICATIONS ARE THE PROPERTY OF NorComp AND SHALL NOT BE REPRODUCED, COPIED OR USED AS THE BASIS FOR THE MANUFACTURE OF SALE OF APPARATUS WITHOUT WRITTEN PERMISSION.		DRAWN: <b>WAYNE ROBBINS</b>	DATE: <b>09-16-05</b>
			CHECKED:	DATE:
<b>NorComp</b>		SCALE: <b>1:1</b>	SHEET <b>1</b> OF <b>3</b>	REV <b>6</b>
		DWG NO. <b>174-YYY-112RYY1</b>		

RoHS COMPLIANT

DESCRIPTION: PCB LAYOUT - STANDARD "D" - MALE & FEMALE



\* TYP. ON ALL SIZES

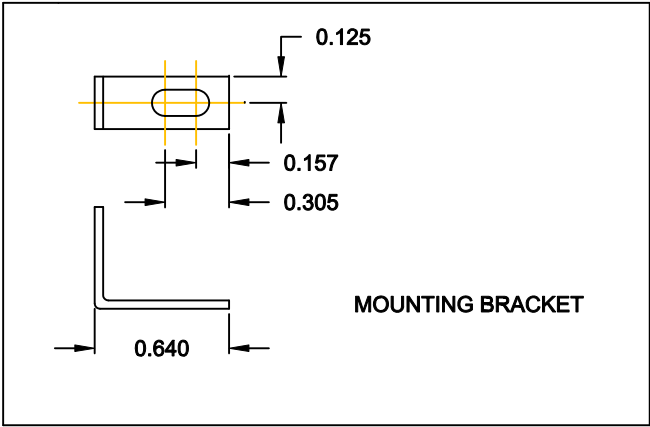
DO NOT SCALE FROM DRAWING

	THESE DRAWINGS AND SPECIFICATIONS ARE THE PROPERTY OF NorComp AND SHALL NOT BE REPRODUCED, COPIED OR USED AS THE BASIS FOR THE MANUFACTURE OF SALE OF APPARATUS WITHOUT WRITTEN PERMISSION.		DRAWN: <b>C. SMITH</b>	DATE: <b>03-08-06</b>
			CHECKED:	DATE:
<b>NorComp</b>	SCALE: <b>FULL</b>	SHEET <b>2</b> OF <b>3</b>	REV <b>6</b>	
	DWG NO. <b>174-YYY-112RYY1</b>			

**HARDWARE OPTIONS**

REPLACE -YY IN LAST 3 DIGITS WITH OPTION CHOSEN

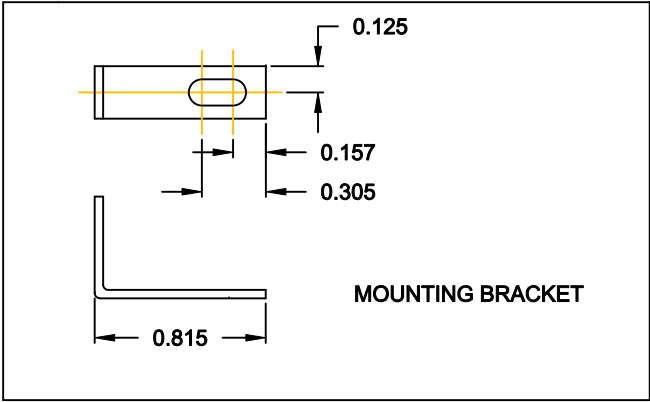
173/174 SERIES



173 / 174 SERIES

- 14Y = SHORT BRACKET & 4-40 FEMALE HEX SOCKET
- 24Y = SHORT BRACKET & 4-40 SCREW

175/176 SERIES



175 / 176 SERIES

- 15Y = LONG BRACKET & 4-40 FEMALE HEX SOCKET
- 25Y = SHORT BRACKET & 4-40 SCREW

MATERIAL: COLD ROLLED STEEL  
 PLATING: CLEAR ZINC

**RoHS COMPLIANT**

DO NOT SCALE FROM DRAWING

	THESE DRAWINGS AND SPECIFICATIONS ARE THE PROPERTY OF NorComp AND SHALL NOT BE REPRODUCED, COPIED OR USED AS THE BASIS FOR THE MANUFACTURE OF SALE OF APPARATUS WITHOUT WRITTEN PERMISSION.		DRAWN: <b>PAM JENKINS</b>	DATE: <b>11-28-05</b>
			CHECKED:	DATE:
<h1>NorComp</h1>		SCALE:	SHEET <b>3</b> OF <b>3</b>	REV <b>6</b>
		DWG NO. <b>174-YYY-112RYY1</b>		