

## Contact insert - HC-B 24-I-PT-M - 1407736

Please be informed that the data shown in this PDF Document is generated from our Online Catalog. Please find the complete data in the user's documentation. Our General Terms of Use for Downloads are valid (<http://phoenixcontact.com/download>)



HEAVYCON pin insert, B24 series, 24 + PE-pos., push-in connection

### Product Features

- For fast coding with plastic profile
- Conductor connection without tools
- Significant time savings during conductor connection
- Test connection for 2 mm test plug



### Key Commercial Data

Packing unit	1 pc
Weight per Piece (excluding packing)	120.0 g
Custom tariff number	85366990
Country of origin	China

### Technical data

#### General

Connection method	Push-in connection
Degree of pollution	3
Overvoltage category	III
Number of positions	24+PE
Insertion/withdrawal cycles	≥ 500
Size	B24
Conductor cross section	0.14 mm <sup>2</sup> ... 2.5 mm <sup>2</sup>
Connection cross section AWG	26 ... 14
Stripping length	8 mm ... 10 mm
Assembly instructions	Coding also using the CP-HC (1686478) coding profiles. HC-B6../ HC-B10..for two coding profiles. HC-B16../ HC-B24..for four coding profiles.

# Contact insert - HC-B 24-I-PT-M - 1407736

## Technical data

### General

Connection	Connectors may only be operated when there is no load/the power is switched off. Can be used for solid wires and stranded wires with ferrule.
------------	---

### Ambient conditions

Ambient temperature (operation)	-40 °C ... 125 °C (including heating up of contacts)
---------------------------------	--

### Material data

Flammability rating according to UL 94	V0
Contact material	Copper alloy
Contact surface material	Ag/Sn (tarnish protection)
Contact carrier material	PA
Standards/regulations	PA: Fire protection in rail vehicles - requirement sets R22 and R23 acc. to DIN EN 45545-2 (Risk level HL1 - HL2)
	PA: Fire protection in rail vehicles - requirement set R24 acc. to DIN EN 45545-2 (Risk level HL1 - HL3)

### Electrical characteristics

Rated voltage (III/3)	500 V
Rated surge voltage	6 kV
Rated current	16 A

### Standards and Regulations

Flammability rating according to UL 94	V0
--	----

## Classifications

### eCl@ss

eCl@ss 4.0	272607xx
eCl@ss 4.1	27260701
eCl@ss 5.0	27143424
eCl@ss 5.1	27143424
eCl@ss 6.0	27143424
eCl@ss 7.0	27440209
eCl@ss 8.0	27440205
eCl@ss 9.0	27440205

### ETIM

ETIM 3.0	EC000438
ETIM 4.0	EC000438
ETIM 5.0	EC000438

# Contact insert - HC-B 24-I-PT-M - 1407736

## Classifications

### UNSPSC

UNSPSC 6.01	30211923
UNSPSC 7.0901	39121522
UNSPSC 11	39121522
UNSPSC 12.01	39121522
UNSPSC 13.2	39121522

## Approvals

### Approvals

---

#### Approvals

CSA / UL Recognized / EAC / EAC / GL

---


#### Ex Approvals


---

#### Approvals submitted

---

## Approval details

CSA 	
mm <sup>2</sup> /AWG/kcmil	14
Nominal current I <sub>N</sub>	10 A
Nominal voltage U <sub>N</sub>	600 V

UL Recognized 	
mm <sup>2</sup> /AWG/kcmil	14
Nominal current I <sub>N</sub>	13 A
Nominal voltage U <sub>N</sub>	600 V

# Contact insert - HC-B 24-I-PT-M - 1407736

## Approvals


EAC

EAC

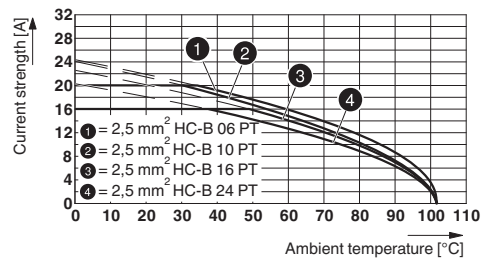
GL

## Drawings

Schematic diagram



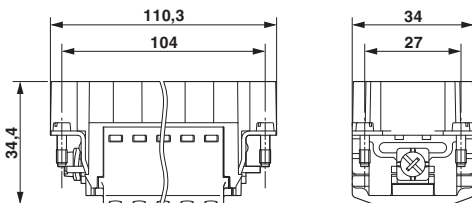
Diagram



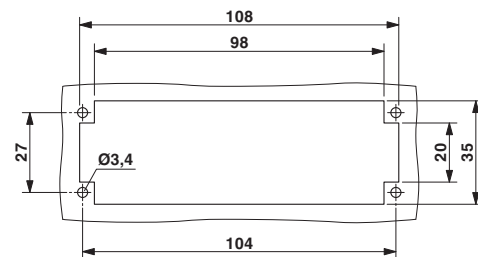
Derating diagram for 2.5 mm²

Connector pin assignment, connection side

Dimensional drawing



Dimensional drawing



Dimensional drawing

Mounting cutout when used without housing