THIS DRAWING IS UNPUBLISHED. RELEASED FOR PUBLICATION - , - .
© COPYRIGHT - By - ALL RIGHTS RESERVED.

LOC	DIST
AD	00

REVISIONS

P	LTR	DESCRIPTION	DATE	DWN	APVD
	N7	REVISED PER ECO-13-005565	30MAR13	KH	JO

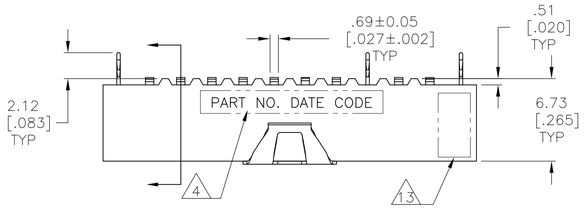

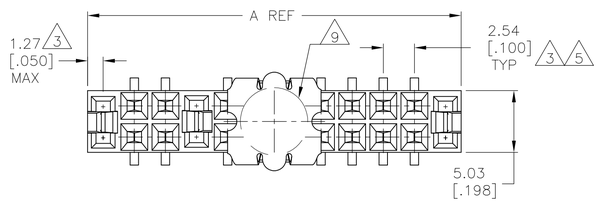

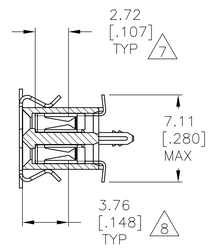

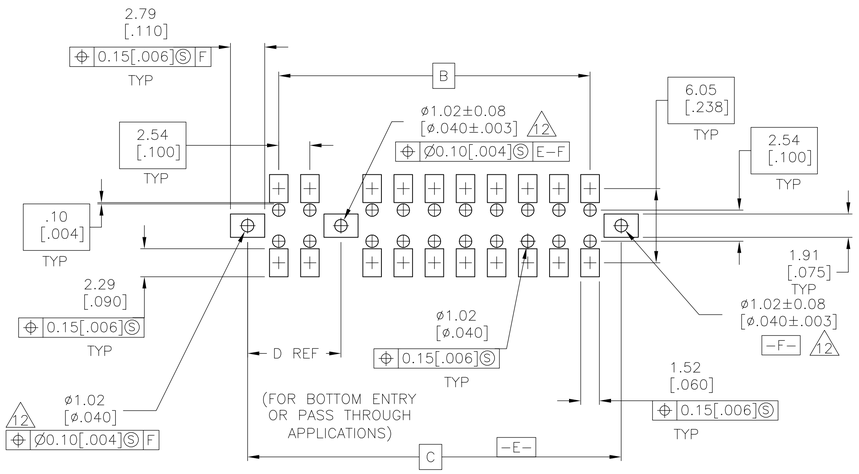

RECOMMENDED PC BOARD LAYOUT

0.20[.008] THICK STENCIL

	FINISH	D	C	B	A	NO.OF POSN.	PART NUMBER
	2		53.34[2.100]	106.68[4.200]	99.06[3.900]	109.22[4.300]	80	4-147102-0
	2		50.80[2.000]	104.14[4.100]	96.52[3.800]	106.68[4.200]	78	3-147102-9
	2		50.80[2.000]	101.60[4.000]	93.98[3.700]	104.14[4.100]	76	3-147102-8
	2		48.26[1.900]	99.06[3.900]	91.44[3.600]	101.60[4.000]	74	3-147102-7
	2		48.26[1.900]	96.52[3.800]	88.90[3.500]	99.06[3.900]	72	3-147102-6
	2		45.72[1.800]	93.98[3.700]	86.36[3.400]	96.52[3.800]	70	3-147102-5
	2	10		88.90[3.500]	83.82[3.300]	91.44[3.600]	68	3-147102-4
	2	10		86.36[3.400]	81.28[3.200]	88.90[3.500]	66	3-147102-3
	2	10		83.82[3.300]	78.74[3.100]	86.36[3.400]	64	3-147102-2
	2	10		81.28[3.200]	76.20[3.000]	83.82[3.300]	62	3-147102-1
	2	10		78.74[3.100]	73.66[2.900]	81.28[3.200]	60	3-147102-0
	2	10		76.20[3.000]	71.12[2.800]	78.74[3.100]	58	2-147102-9
	2	10		73.66[2.900]	68.58[2.700]	76.20[3.000]	56	2-147102-8
	2	10		71.12[2.800]	66.04[2.600]	73.66[2.900]	54	2-147102-7
	2	10		68.58[2.700]	63.50[2.500]	71.12[2.800]	52	2-147102-6
	2	10		66.04[2.600]	60.96[2.400]	68.58[2.700]	50	2-147102-5
	2	10		63.50[2.500]	58.42[2.300]	66.04[2.600]	48	2-147102-4
	2	10		60.96[2.400]	55.88[2.200]	63.50[2.500]	46	2-147102-3
	2	10		58.42[2.300]	53.34[2.100]	60.96[2.400]	44	2-147102-2
	2	10		55.88[2.200]	50.80[2.000]	58.42[2.300]	42	2-147102-1
	2	10		53.34[2.100]	48.26[1.900]	55.88[2.200]	40	2-147102-0
	2	10		50.80[2.000]	45.72[1.800]	53.34[2.100]	38	1-147102-9
	2	10		48.26[1.900]	43.18[1.700]	50.80[2.000]	36	1-147102-8
	2	10		45.72[1.800]	40.64[1.600]	48.26[1.900]	34	1-147102-7
SUPERSEDED	2	10		~~43.18[1.700]~~	~~38.10[1.500]~~	~~45.72[1.800]~~	~~32~~	~~1-147102-6~~
	2	10		40.64[1.600]	35.56[1.400]	43.18[1.700]	30	1-147102-5
	2	10		38.10[1.500]	33.02[1.300]	40.64[1.600]	28	1-147102-4
	2	10		35.56[1.400]	30.48[1.200]	38.10[1.500]	26	1-147102-3
SUPERSEDED	2	10		~~33.02[1.300]~~	~~27.94[1.100]~~	~~35.56[1.400]~~	~~24~~	~~1-147102-2~~
	2	10		30.48[1.200]	25.40[1.000]	33.02[1.300]	22	1-147102-1
	2	10		27.94[1.100]	22.86[.900]	30.48[1.200]	20	1-147102-0
	2	10		25.40[1.000]	20.32[.800]	27.94[1.100]	18	147102-9
	2	10		22.86[.900]	17.78[.700]	25.40[1.000]	16	147102-8
	2	10		20.32[.800]	15.24[.600]	22.86[.900]	14	147102-7
	2	10		17.78[.700]	12.70[.500]	20.32[.800]	12	147102-6
14	2	10		15.24[.600]	10.16[.400]	17.78[.700]	10	147102-5
14	2	10		12.70[.500]	7.62[.300]	15.24[.600]	8	147102-4
14	2	10		10.16[.400]	5.08[.200]	12.70[.500]	6	147102-3
14	2	10		7.62[.300]	2.54[.100]	10.16[.400]	4	147102-2
14 6 OBSOLETE	2	10		~~5.08[.200]~~	–	~~7.62[.300]~~	~~2~~	~~147102-1~~

THIS DRAWING IS A CONTROLLED DOCUMENT.

DIMENSIONS: mm [INCHES]

TOLERANCES UNLESS OTHERWISE SPECIFIED:
0 PLC ± –
1 PLC ± –
2 PLC ± 0.13[.005]
3 PLC ± –
4 PLC ± –
ANGLES ± –

MATERIAL 1

FINISH 2 15

DWN M.BINNER 06NOV02
CHK J.OLSON 06NOV02
APVD J.OLSON 06NOV02
PRODUCT SPEC 108-25022
APPLICATION SPEC 114-25018
WEIGHT –

TE Connectivity

NAME
RECEPTACLE ASSEMBLY, MOD IV,
DOUBLE ROW, DUAL ENTRY, .100X.100CL,
SURFACE MOUNT, AMPMODU

SIZE	CAGE CODE	DRAWING NO	RESTRICTED TO
A1	00779	C-147102	–

CUSTOMER DRAWING | SCALE 4:1 | SHEET 1 OF 2 | REV N7

THIS DRAWING IS UNPUBLISHED. RELEASED FOR PUBLICATION -.- .
© COPYRIGHT - By - ALL RIGHTS RESERVED.

LOC	DIST
AD	00

REVISIONS

P	LTR	DESCRIPTION	DATE	DWN	APVD
	-	SEE SHEET 1	-	-	-

1. HOUSING: FLAME RETARDANT, GLASS FILLED, POLYESTER, COLOR: BLACK. CONTACT: PHOSPHOR BRONZE VACUUM COVER: STAINLESS STEEL
2. CONTACT: DUPLEX PLATED 0.76µm[.000030] GOLD IN CONTACT AREA, 3.81-7.62µm[.000150-.000300] BRIGHT TIN-LEAD ON, LEADS, ALL OVER 1.27µm[.000050] MINIMUM NICKEL
3. THESE DIMENSIONS PERTAIN TO CAVITIY CENTERLINES ONLY NOT TO CONTACT LOACATIONS
4. MARK PART NUMBER AND DATE CODE IN APPROXIMATE LOCATION SHOWN, EITHER SIDE.
5. TOLERANCE IS NON-CUMULATIVE.
6. 2 POSITION DATE CODE IS MARKED OPPOSITE SIDE OF TE LOGO.
7. POINT OF MEASUREMENT DIMENSION FOR PLATING THICKNESS (INSIDE CONTACT BEAM).
8. POINT-OF-CONTACT DIMENSION.
9. ø5.51[.217] MIN TARGET AREA FOR VACUUM PICK UP. COVER TO BE REMOVED AFTER SOLDERING.
10. NO CENTER HOLD DOWN.
11. PACKAGED IN TUBES.
12. HOLES ø1.125±.025[.0453±.0010] DRILL SIZE [0.03-0.08[.001-.003] COPPER PLATING. 0.007[.003]MIN 60/40 TIN LEAD ø0.94-1.09[.037-.043] AFTER PLATING, 0.25[.010] ANNULAR RING BOTH SIDES.
13. TE CONNECTIVITY TRADEMARK AND CSA LOGO ARE MOLDED INTO HOUSING.
14. NO PART NUMBER REQUIRED ON THIS PART.
15. CONTACT: DUPLEX PLATED 0.76µm[.000030] GOLD IN CONTACT AREA, 3.81-7.62µm[.000150-.000300] MATTE TIN ON LEADS, ALL OVER 1.27µm[.000050] MINIMUM NICKEL.
16. ROHS 2002 /95/EC COMPLIANT.

FINISH	D	C	B	A	NO. OF POSN	PART NUMBER
15	53.34[2.100]	106.68[4.200]	99.06[3.900]	109.22[4.300]	80	16 9-147102-0
15	50.80[2.000]	104.14[4.100]	96.52[3.800]	106.68[4.200]	78	16 8-147102-9
15	50.80[2.000]	101.60[4.000]	93.98[3.700]	104.14[4.100]	76	16 8-147102-8
15	48.26[1.900]	99.06[3.900]	91.44[3.600]	101.60[4.000]	74	16 8-147102-7
15	48.26[1.900]	96.52[3.800]	88.90[3.500]	99.06[3.900]	72	16 8-147102-6
15	45.72[1.800]	93.98[3.700]	86.36[3.400]	96.52[3.800]	70	16 8-147102-5
15	10	88.90[3.500]	83.82[3.300]	91.44[3.600]	68	16 8-147102-4
15	10	86.36[3.400]	81.28[3.200]	88.90[3.500]	66	16 8-147102-3
15	10	83.82[3.300]	78.74[3.100]	86.36[3.400]	64	16 8-147102-2
15	10	81.28[3.200]	76.20[3.000]	83.82[3.300]	62	16 8-147102-1
15	10	78.74[3.100]	73.66[2.900]	81.28[3.200]	60	16 8-147102-0
15	10	76.20[3.000]	71.12[2.800]	78.74[3.100]	58	16 7-147102-9
15	10	73.66[2.900]	68.58[2.700]	76.20[3.000]	56	16 7-147102-8
15	10	71.12[2.800]	66.04[2.600]	73.66[2.900]	54	16 7-147102-7
15	10	68.58[2.700]	63.50[2.500]	71.12[2.800]	52	16 7-147102-6
15	10	66.04[2.600]	60.96[2.400]	68.58[2.700]	50	16 7-147102-5
15	10	63.50[2.500]	58.42[2.300]	66.04[2.600]	48	16 7-147102-4
15	10	60.96[2.400]	55.88[2.200]	63.50[2.500]	46	16 7-147102-3
15	10	58.42[2.300]	53.34[2.100]	60.96[2.400]	44	16 7-147102-2
15	10	55.88[2.200]	50.80[2.000]	58.42[2.300]	42	16 7-147102-1
15	10	53.34[2.100]	48.26[1.900]	55.88[2.200]	40	16 7-147102-0
15	10	50.80[2.000]	45.72[1.800]	53.34[2.100]	38	16 6-147102-9
15	10	48.26[1.900]	43.18[1.700]	50.80[2.000]	36	16 6-147102-8
15	10	45.72[1.800]	40.64[1.600]	48.26[1.900]	34	16 6-147102-7
15	10	43.18[1.700]	38.10[1.500]	45.72[1.800]	32	16 6-147102-6
15	10	40.64[1.600]	35.56[1.400]	43.18[1.700]	30	16 6-147102-5
15	10	38.10[1.500]	33.02[1.300]	40.64[1.600]	28	16 6-147102-4
15	10	35.56[1.400]	30.48[1.200]	38.10[1.500]	26	16 6-147102-3
15	10	33.02[1.300]	27.94[1.100]	35.56[1.400]	24	16 6-147102-2
15	10	30.48[1.200]	25.40[1.000]	33.02[1.300]	22	16 6-147102-1
15	10	27.94[1.100]	22.86[.900]	30.48[1.200]	20	16 6-147102-0
15	10	25.40[1.000]	20.32[.800]	27.94[1.100]	18	16 5-147102-9
15	10	22.86[.900]	17.78[.700]	25.40[1.000]	16	16 5-147102-8
15	10	20.32[.800]	15.24[.600]	22.86[.900]	14	16 5-147102-7
15	10	17.78[.700]	12.70[.500]	20.32[.800]	12	16 5-147102-6
14 15	10	15.24[.600]	10.16[.400]	17.78[.700]	10	16 5-147102-5
14 15	10	12.70[.500]	7.62[.300]	15.24[.600]	8	16 5-147102-4
14 15	10	10.16[.400]	5.08[.200]	12.70[.500]	6	16 5-147102-3
14 15	10	7.62[.300]	2.54[.100]	10.16[.400]	4	16 5-147102-2
14 6 OBSOLETE 15	10	5.08[.200]	-	7.62[.300]	2	16 5-147102-1

THIS DRAWING IS A CONTROLLED DOCUMENT.

DIMENSIONS: mm [INCHES]

TOLERANCES UNLESS OTHERWISE SPECIFIED:
0 PLC ± -
1 PLC ± -
2 PLC ± 0.13[.005]
3 PLC ± -
4 PLC ± -
ANGLES ± -

MATERIAL 1

FINISH 2 15

DWN M.BINNER 06NOV02
CHK J.OLSON 06NOV02
APVD J.OLSON 06NOV02
PRODUCT SPEC 108-25022
APPLICATION SPEC 114-25018
WEIGHT -

TE Connectivity

NAME RECEPTACLE ASSEMBLY, MOD IV, DOUBLE ROW, DUAL ENTRY, .100X.100CL, SURFACE MOUNT, AMPMODU

SIZE	CAGE CODE	DRAWING NO	RESTRICTED TO
A1	00779	C-147102	-

CUSTOMER DRAWING SCALE 1:1 SHEET 2 OF 2 REV N7

4805 (3/11)