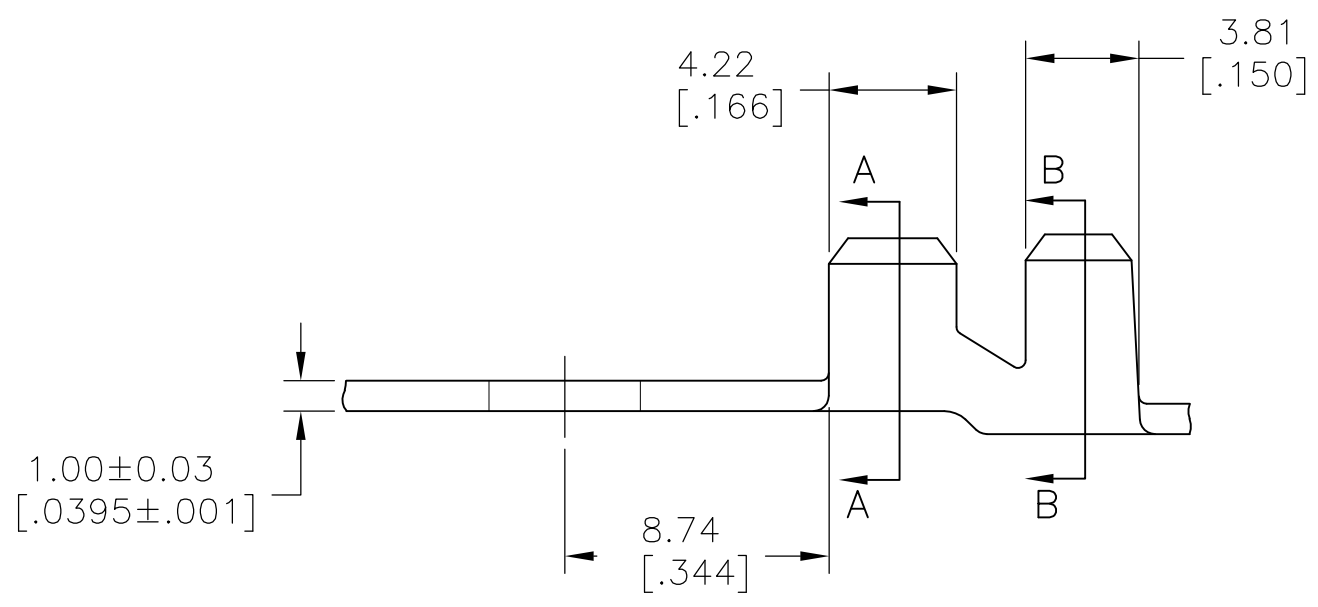
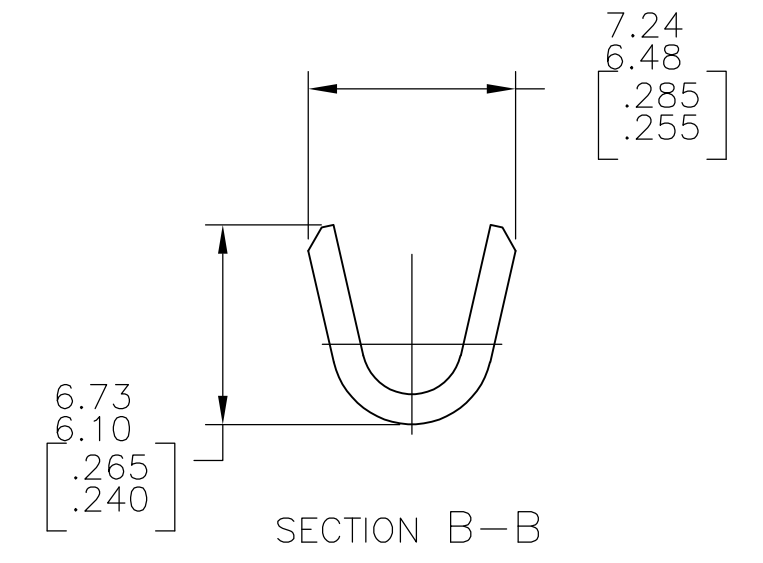
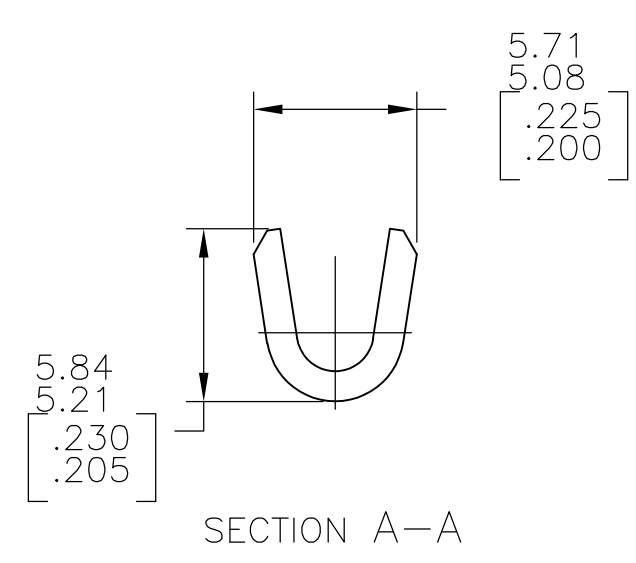
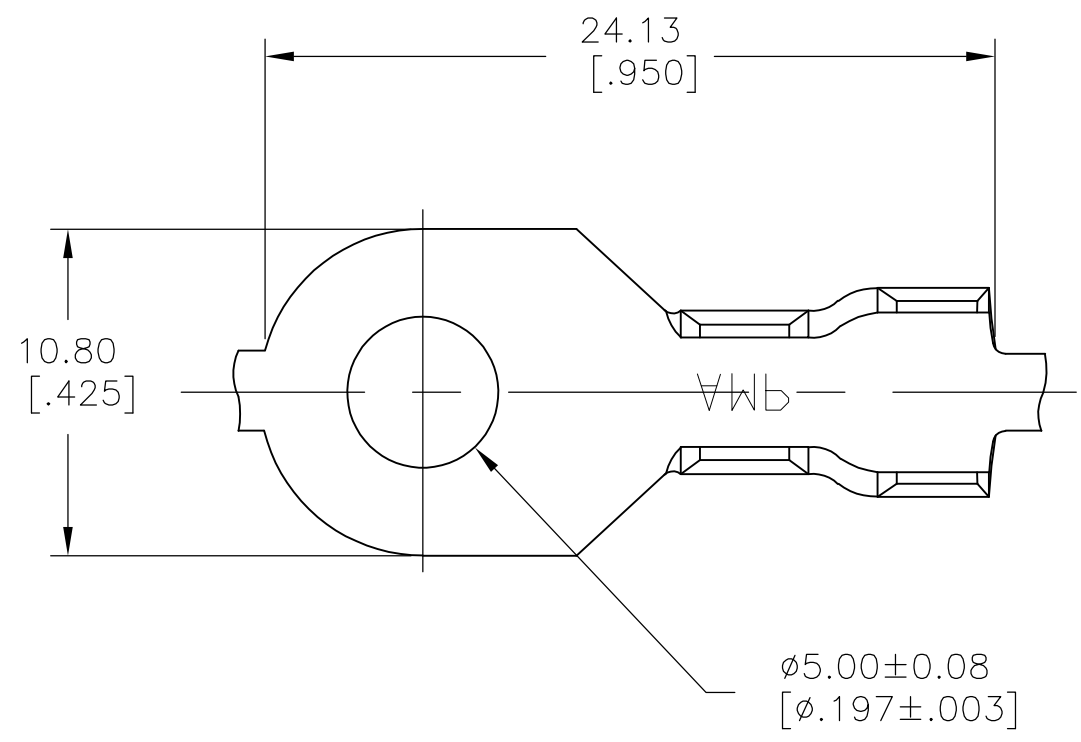


THIS DRAWING IS UNPUBLISHED. RELEASED FOR PUBLICATION
 © COPYRIGHT BY TYCO ELECTRONICS CORPORATION. ALL INTERNATIONAL RIGHTS RESERVED.

LOC	DIST	REVISIONS					
AF	50	P	LTR	DESCRIPTION	DATE	DWN	APVD
			U1	REVISED PER ECR-09-001244	05MAR09	HMR	JR

1 CONTINUOUS STRIP ON REELS



#10	2.0-3.0 mm ² [14-12]	3.30-4.57 [.130-.180]	40960
STUD SIZE	WIRE RANGE	INSULATION RANGE	PART NO

THIS DRAWING IS A CONTROLLED DOCUMENT.		DWN RAGHAVENDRA 05MAR09	Tyco Electronics Corporation Harrisburg, PA 17105-3608	
DIMENSIONS: mm [INCHES]		CHK JEFF RUTH 05MAR09	Tyco Electronics	
TOLERANCES UNLESS OTHERWISE SPECIFIED:		APVD DON DECKER 05MAR09	RING	
0 PLC ± - 1 PLC ± - 2 PLC ± - 3 PLC ± 0.38 [.015] 4 PLC ± - ANGLES ±		PRODUCT SPEC -	NAME	
MATERIAL BRASS		APPLICATION SPEC -	SIZE A3	CAGE CODE 00779
FINISH TIN		WEIGHT -	DRAWING NO C-40960	RESTRICTED TO -
CUSTOMER DRAWING			SCALE 4:1	SHEET 1 OF 1
			REV U1	