

# Central<sup>TM</sup> Semiconductor Corp.

145 Adams Avenue, Hauppauge, NY 11788 USA  
Tel: (631) 435-1110 • Fax: (631) 435-1824

Manufacturers of World Class Discrete Semiconductors

CS218-55B  
CS218-55D  
CS218-55M  
CS218-55N  
CS218-55P  
CS218-55PB

SILICON CONTROLLED RECTIFIER  
55 AMP, 200 THRU 1200 VOLTS

TO-218 CASE

## DESCRIPTION

The CENTRAL SEMICONDUCTOR CS218-55B series type is an Epoxy Molded Silicon SCR designed for sensing circuit applications and control systems.

## MAXIMUM RATINGS (T<sub>C</sub> = 25°C unless otherwise noted)

	SYMBOL	CS218 -55B	CS218 -55D	CS218 -55M	CS218 -55N	CS218 -55P	CS218 -55PB	UNITS
Peak Repetitive Off-State Voltage	V <sub>DRM</sub> , V <sub>RRM</sub>	200	400	600	800	1000	1200	V
RMS On-State Current (T <sub>C</sub> = 75°C)	I <sub>T(RMS)</sub>				55			A
Peak One Cycle Surge (t = 10ms)	I <sub>TSM</sub>				500			A
I <sup>2</sup> t Value for Fusing (t = 10ms)	I <sup>2</sup> t				1250			A <sup>2</sup> s
Peak Gate Power (tp = 10μs)	P <sub>GM</sub>				40			W
Average Gate Power Dissipation	P <sub>G(AV)</sub>				1.0			W
Peak Forward Gate Current (tp = 10μs)	I <sub>FGM</sub>				8.0			A
Peak Forward Gate Voltage (tp = 10μs)	V <sub>FGM</sub>				16			V
Peak Reverse Gate Voltage	V <sub>RGM</sub>				5.0			V
Critical Rate of Rise of On-State Current	di/dt				100			A/μs
Storage Temperature	T <sub>stg</sub>				-40 to +150			°C
Junction Temperature	T <sub>J</sub>				-40 to +125			°C
Thermal Resistance	θ <sub>J-A</sub>				50			°C/W
Thermal Resistance	θ <sub>J-C</sub>				0.8			°C/W

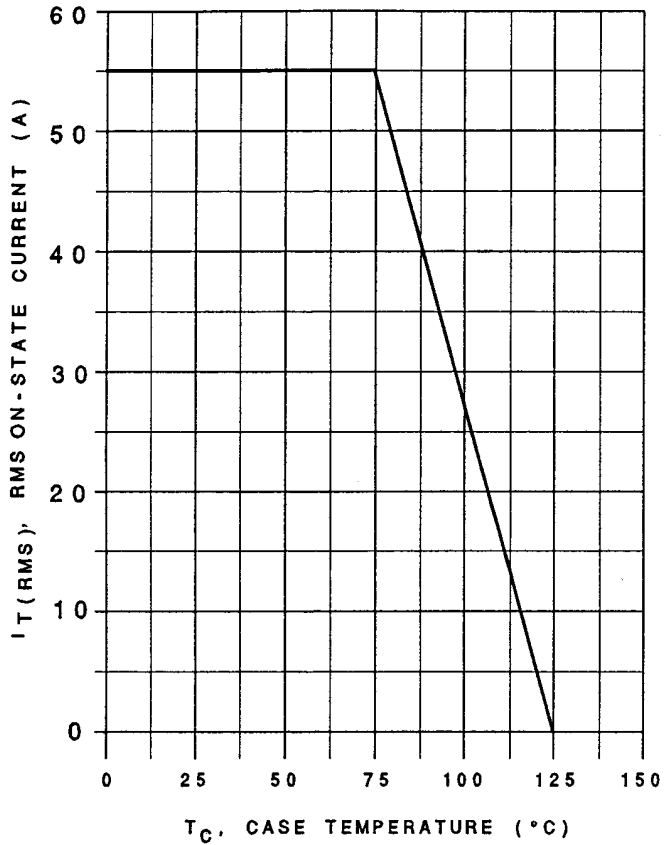
## ELECTRICAL CHARACTERISTICS (T<sub>C</sub> = 25°C unless otherwise noted)

SYMBOL	TEST CONDITIONS	MIN	TYP	MAX	UNITS
I <sub>DRM</sub> , I <sub>RRM</sub>	Rated V <sub>DRM</sub> , V <sub>RRM</sub>			0.02	mA
I <sub>DRM</sub> , I <sub>RRM</sub>	Rated V <sub>DRM</sub> , V <sub>RRM</sub> , T <sub>C</sub> = 125°C			6.00	mA
I <sub>GT</sub>	V <sub>D</sub> = 12V, R <sub>L</sub> = 33Ω			80	mA
I <sub>H</sub>	I <sub>T</sub> = 500mA			150	mA
V <sub>GT</sub>	V <sub>D</sub> = 12V, R <sub>L</sub> = 33Ω			1.50	V
V <sub>TM</sub>	I <sub>TM</sub> = 110A, tp = 380ms			2.00	V
dv/dt	V <sub>D</sub> = .67 x V <sub>DRM</sub> , T <sub>C</sub> = 125°C, V <sub>DRM</sub> ≤ 800V	500			V/μs
dv/dt	V <sub>D</sub> = .67 x V <sub>DRM</sub> , T <sub>C</sub> = 125°C, V <sub>DRM</sub> ≥ 1000V	250			V/μs

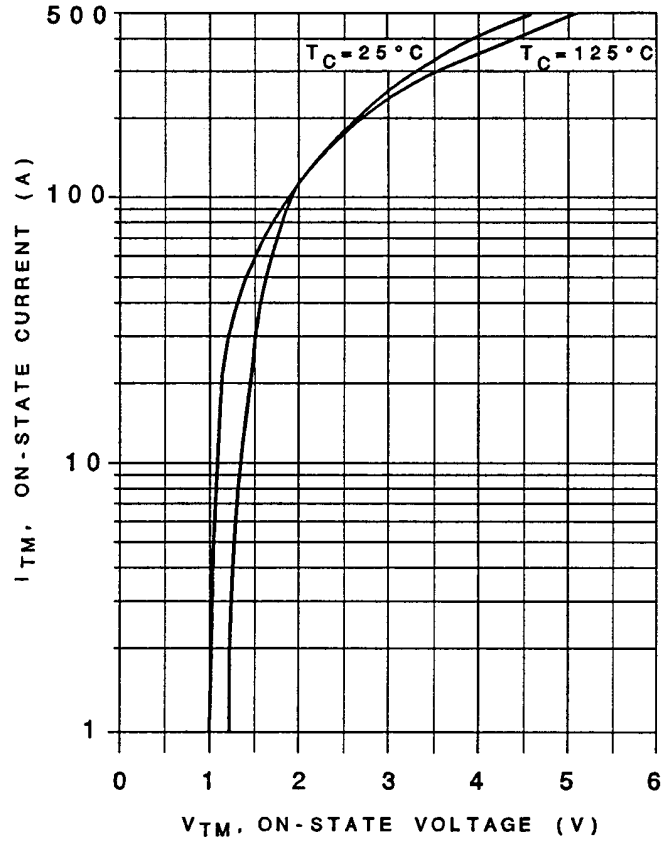
(OVER)

# CS218-55B SERIES RATING AND CHARACTERISTIC CURVES

**RMS ON-STATE CURRENT vs. CASE TEMPERATURE**

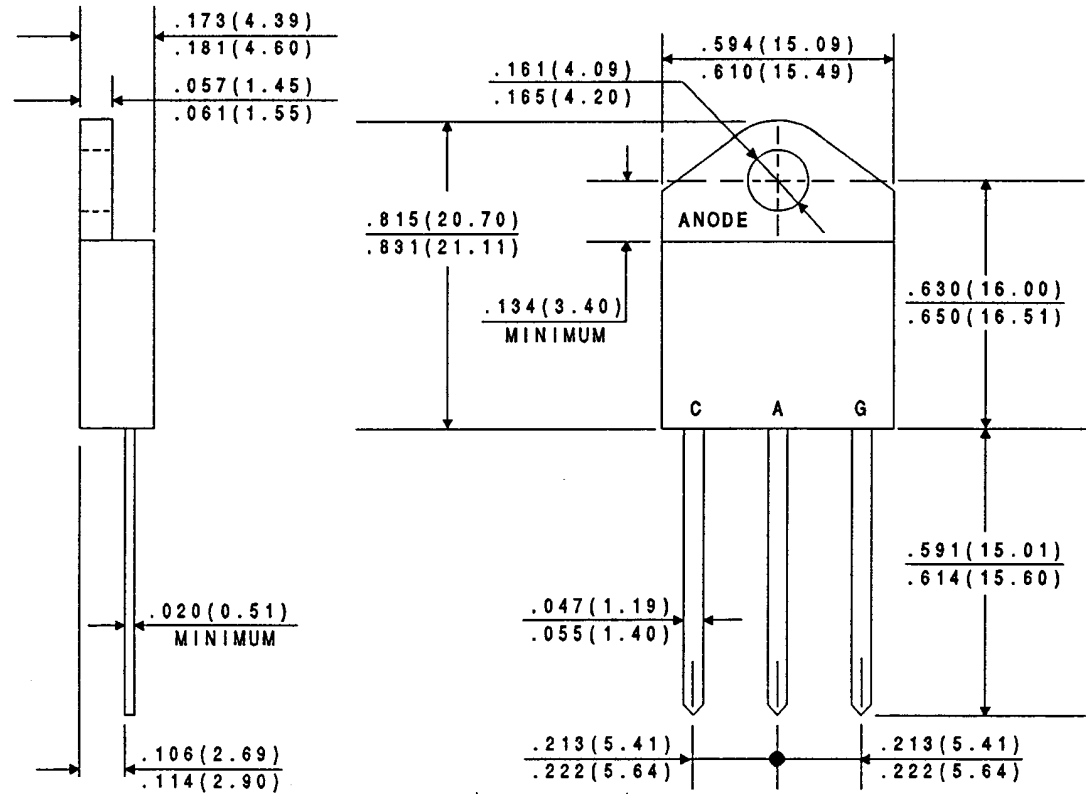


**MAXIMUM ON-STATE CHARACTERISTICS**



## MECHANICAL OUTLINE

ALL DIMENSIONS IN INCHES (mm).



## OUTSTANDING SUPPORT AND SUPERIOR SERVICES



---

### PRODUCT SUPPORT

Central's operations team provides the highest level of support to insure product is delivered on-time.

- Supply management (Customer portals)
- Inventory bonding
- Consolidated shipping options
- Custom bar coding for shipments
- Custom product packing

---

### DESIGNER SUPPORT/SERVICES

Central's applications engineering team is ready to discuss your design challenges. Just ask.

- Free quick ship samples (2<sup>nd</sup> day air)
- Online technical data and parametric search
- SPICE models
- Custom electrical curves
- Environmental regulation compliance
- Customer specific screening
- Up-screening capabilities
- Special wafer diffusions
- PbSn plating options
- Package details
- Application notes
- Application and design sample kits
- Custom product and package development

---

### CONTACT US

#### Corporate Headquarters & Customer Support Team

Central Semiconductor Corp.  
145 Adams Avenue  
Hauppauge, NY 11788 USA  
Main Tel: (631) 435-1110  
Main Fax: (631) 435-1824  
Support Team Fax: (631) 435-3388  
[www.centalsemi.com](http://www.centalsemi.com)

**Worldwide Field Representatives:**  
[www.centalsemi.com/wwreps](http://www.centalsemi.com/wwreps)

**Worldwide Distributors:**  
[www.centalsemi.com/wwdistributors](http://www.centalsemi.com/wwdistributors)

---

For the latest version of Central Semiconductor's **LIMITATIONS AND DAMAGES DISCLAIMER**, which is part of Central's Standard Terms and Conditions of sale, visit: [www.centalsemi.com/terms](http://www.centalsemi.com/terms)

# Product End of Life Notification

<b>PDN ID:</b>	PDN01022 Rev:001
<b>Notification Date:</b>	4/07/17
<b>Last Buy Date:</b>	10/04/16
<b>Last Shipment Date</b>	4/04/17

Summary: All devices manufactured in the TO-218 package are discontinued and now classified as End of Life (EOL). Central is in the process of qualifying replacements for certain TO-218 devices in the TO-247 package; items with planned replacements are shown below. Rev:001 of PDN#01022, April 7, 2017 issued to remove TIP36C and TIP36C SL from the PDN to address market demand. Part numbers TIP36C and TIP36C SL are once again active devices.

Although Central Semiconductor Corp. makes every effort to continue to produce devices that have been proclaimed EOL (End of Life) by various manufacturers, it is an accepted industry practice to discontinue certain devices when customer demand falls below a minimum level of sustainability. Accordingly, the following product(s) have been transitioned to End of Life status as part of Central's Product Management Process. Any replacement product will be noted below. The effective date for placing the last purchase order will be six(6) months from the date of this notice and twelve(12) months from the notice date for final shipments; this may be extended if inventory is available.

<u>Central Part Number</u>	<u>Replacement</u>
BDV64	N/A
BDV64A	N/A
BDV64B	N/A
BDV65	N/A
BDV65A	N/A
BDV65B	N/A
BDW83A	N/A
BDW83B	N/A
BDW83C	N/A
BDW84A	N/A
BDW84B	N/A
BDW84C	N/A
BUV47A	N/A
BU426	N/A
CEN1356	N/A
CQ218-45B	N/A
CQ218-45D	N/A
CQ218-45M	N/A
CQ218-45N	N/A
CQ218I-25B	N/A
CQ218I-25D	N/A
CQ218I-25M	N/A
CQ218I-25N	N/A
CQ218I-40B	N/A
CQ218I-40D	N/A
CQ218I-40M	N/A
CQ218I-40N	N/A
CS218-35B	N/A
CS218-35D	N/A
CS218-35M	N/A
CS218-35N	N/A
CS218-35P	N/A
CS218-35PB	N/A
CS218-55B	N/A
CS218-55D	N/A

\*\*\* CONTINUED \*\*\*

DISCLAIMER: This End of Life (EOL) notification is in accordance with JEDEC standard JESD48 - Product Discontinuance. Central Semiconductor Corp. will make every effort to offer life-time buy (LTB) opportunities and/or offer replacement devices to existing customers for discontinued devices, however, one or both may not be possible for all devices. Please contact your local Central Semiconductor sales representative for LTB opportunities/additional information.

# Product End of Life Notification

<b>PDN ID:</b>	PDN01022 Rev:001
<b>Notification Date:</b>	4/07/17
<b>Last Buy Date:</b>	10/04/16
<b>Last Shipment Date</b>	4/04/17

\*\*\* CONTINUED FROM PRIOR PAGE \*\*\*

<u>Central Part Number</u>	<u>Replacement</u>
CS218-55M	N/A
CS218-55N	N/A
CS218-55P	N/A
CS218-55PB	N/A
CS218I-30B	N/A
CS218I-30D	N/A
CS218I-30M	N/A
CS218I-30N	N/A
CS218I-30P	N/A
CS218I-30PB	N/A
CS218I-50B	N/A
CS218I-50D	N/A
CS218I-50M	N/A
CS218I-50N	N/A
CS218I-50P	N/A
CS218I-50PB	N/A
TIP140	TIP142 TO-247 H
TIP141	TIP142 TO-247 H
TIP142	TIP142 TO-247 H
TIP145	TIP147 TO-247 H
TIP146	TIP147 TO-247 H
TIP147	TIP147 TO-247 H
TIP2955	N/A
TIP3055	N/A
TIP33A	TIP35C TO-247 H
TIP33B	TIP35C TO-247 H
TIP33C	TIP35C TO-247 H
TIP34A	TIP36C TO-247 H
TIP34B	TIP36C TO-247 H
TIP34C	TIP36C TO-247 H
TIP35A	TIP35C TO-247 H
TIP35B	TIP35C TO-247 H
TIP35C	TIP35C TO-247 H
TIP35C SL	TIP35C TO-247 H
TIP36	TIP36C TO-247 H
TIP36A	TIP36C TO-247 H
TIP36B	TIP36C TO-247 H
TIP36B SL	TIP36C TO-247 H

Central would be happy to assist you by providing additional information or technical data to help locate an alternate source if we have no replacement available. Please email your requests to [engineering@centralsemi.com](mailto:engineering@centralsemi.com).

DISCLAIMER: This End of Life (EOL) notification is in accordance with JEDEC standard JESD48 - Product Discontinuance. Central Semiconductor Corp. will make every effort to offer life-time buy (LTB) opportunities and/or offer replacement devices to existing customers for discontinued devices, however, one or both may not be possible for all devices. Please contact your local Central Semiconductor sales representative for LTB opportunities/additional information.