

FG11X7R1C156MRT06



Application

Commercial Grade

Series

FG11



Dimensions

- L 5.5mm Max.
- W 7mm Max.
- T 4mm Max.
- F 2.5mm +0.5,-0.2mm
- d 0.5mm +0.1,-0.03mm

Temperature Characteristic

-55 to 125°C +/-15%

Rated Voltage

16Vdc

Capacitance

15uF

Capacitance Tolerance

+/-20%

Dissipation Factor

7.5% Max.

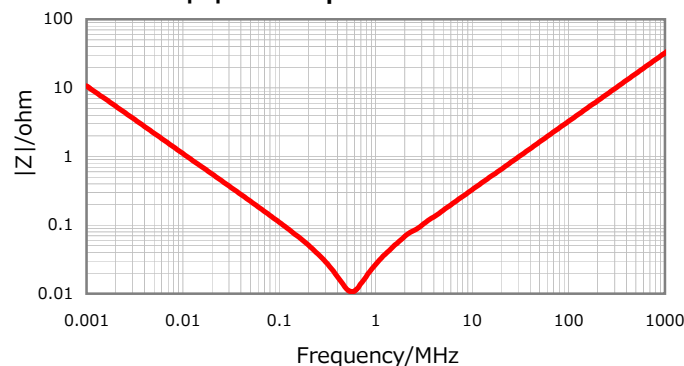
Insulation Resistance

6Mohm Min.

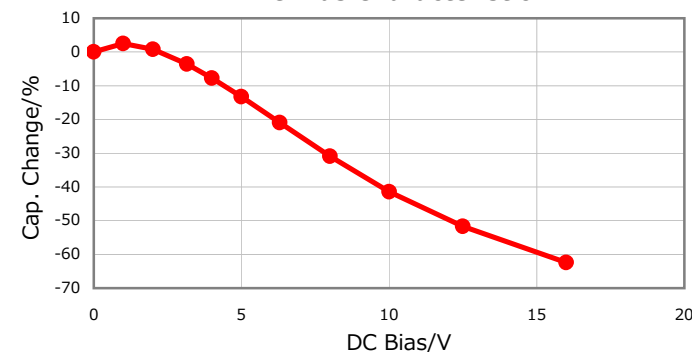
AEC-Q200

No

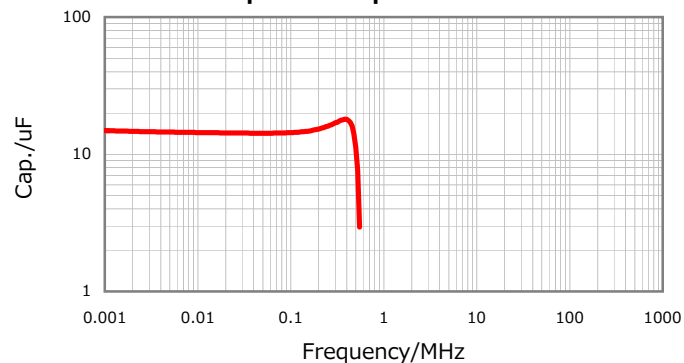
|Z| vs. Freq. Characteristic



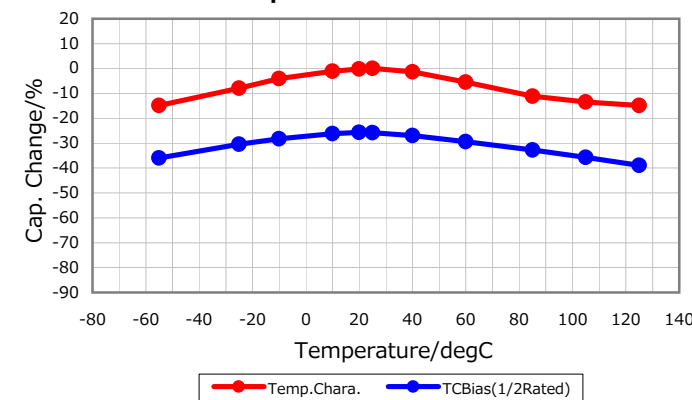
DC Bias Characteristic



Cap. vs. Freq. Characteristic



Temperature Characteristics



Characterization Sheet (MLCC with Dipped Radial Lead)



All specifications are subject to change without notice.

December 28, 2015