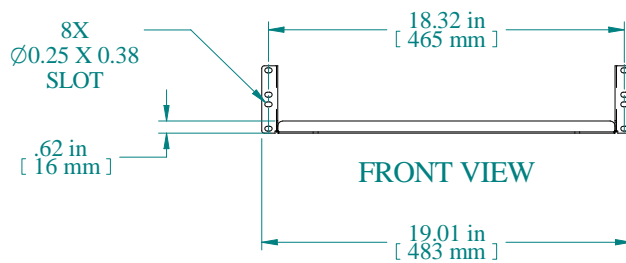




TOP VIEW



FRONT VIEW




SIDE VIEW

PART NUMBERS	
RASU190320BK1	PAINTED BLACK TEXTURED

NOTES
Maximum Weight 100 lb Mounting Hardware not Supplied with Shelf

Data subject to change without notice. Isometric drawing not to scale.



**HAMMOND
MANUFACTURING™**

www.hammondmfg.com

PART NO. RASU190320