

SUMMARY



Image is for illustrative purpose only

Wires

Low	3
High	0
Coax	0
Triax	0
Quad	0
Fiber	0
Fluidic	0

Download

[Request a quote](#)

[Catalog](#)

Series	00
Termination type	Female solder
IP rating	68
Cable Ø	0.00 - 0.00 mm
Matching parts	
Status	
Alternative part	

TECHNICAL DETAILS

Mechanics

Shell Style/Model	HG*: Fixed receptacle, nut fixing, watertight or vacuum-tight
Keying	1 key (alpha=0, plug: male contacts, receptacle: female contacts)
Housing Material	Brass (black chrome) shell and collet nut, nickel plated brass latch sleeve and mid pieces
Cable Fixing	∅ 0 - 0 mm
Variant	P : Watertight

Performance

Configuration	0.303 : 3 Low Voltage
Insulator	L: PEEK (UL 94 / V-0/3.2, depends on material thickness)
Rated Current	3 Amps

Specifications

Contact Type:	Solder
Max. Matings:	5000
Contact Dia.:	0.5 mm (0.02in)
Bucket Dia.:	0.4 mm (0.016in)
Max. Solid Conductor:	0.09 mm ² (AWG 28)
Max. Stranded Conductor:	0.05 mm ² (AWG 30)

R (max): 8.7 mOhm
 Vtest (contact-shell): 950 V (AC), 1300 V (DC)
 Vtest (contact-contact): 800 V (AC), 1100 V (DC)

Others

Temp (min / max): -20°C / +100°C
 Pressure: 60 bars
 IP Rating: 68

DRAWINGS

Draws



Dimensions



	A	B	E	L	M	S3	e
mm.	11	10.3	8	18	1.5	9	M7x0.5
in.	0,43	0,41	0,31	0,71	0,06	0,35	

RECOMMENDED BY LEMO



Tools

None

Cables

CMN.03.B12.113PLZ			
CMN.03.T28.031PGCE	PVC	GREY	
CMN.03.T28.031PGZE		Grey	

Property of LEMO SA. All rights reserved
 This document is not contractual

CMN.03.T28.031PNCE	PVC	Black	
CMN.03.T28.031PNZE			
003 041	PVC	Grey	
003 050	PVC	Black	
003 081	PVC	Black	
003 280	PVC	Black	
030 110	PVC	Grey	
060 080	PVC	Grey	