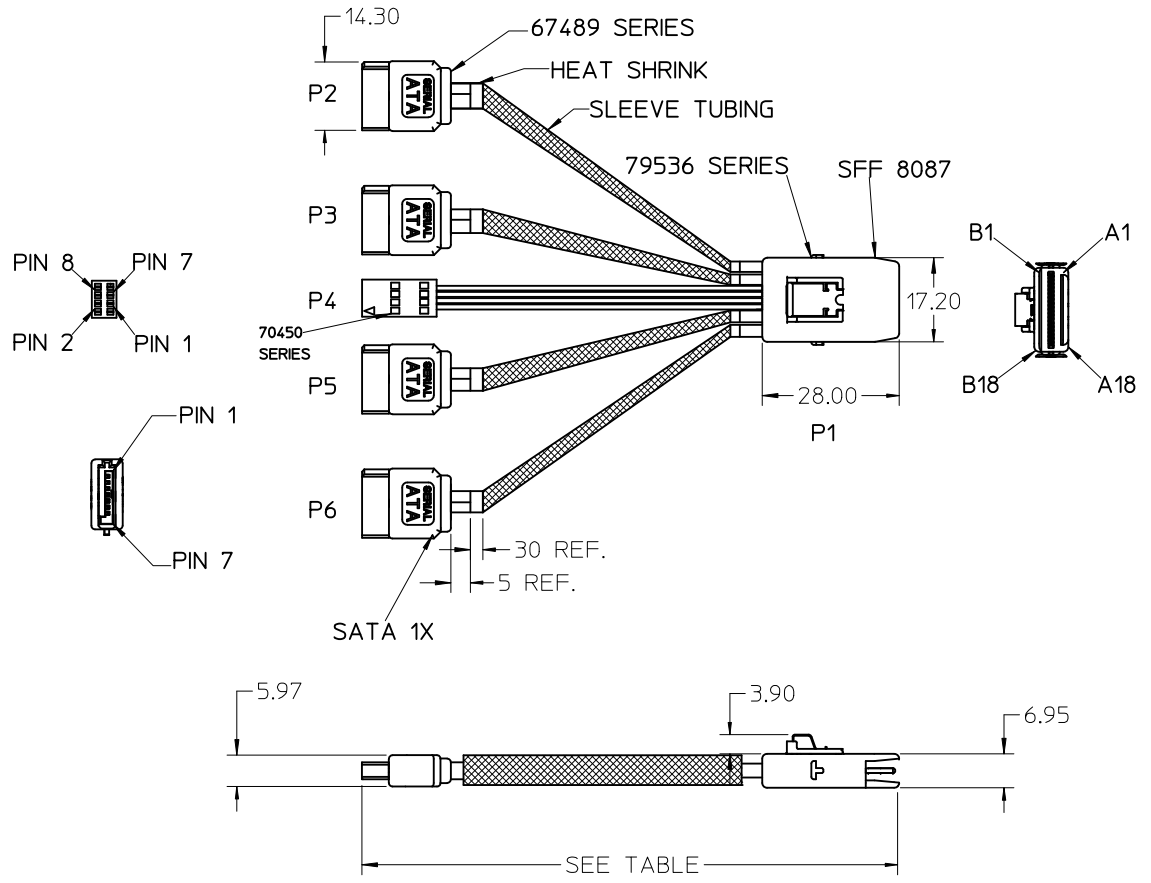


MATERIAL #	APP	PIN OUT	AWG	LENGTH(M)	TOL (+/-)
79536-3011	IPASS ON BP	PIN OUT 1	30	0.152	0.015
79536-3012	IPASS ON BP	PIN OUT 1	30	0.3	0.015
79536-3013	IPASS ON BP	PIN OUT 1	30	0.5	0.015
79536-3014	IPASS ON BP	PIN OUT 1	30	0.6	0.015
79536-3015	IPASS ON BP	PIN OUT 1	26	1	0.030
79536-3001	IPASS ON CTRL	PIN OUT 2	30	0.152	0.015
79536-3002	IPASS ON CTRL	PIN OUT 2	30	0.3	0.015
79536-3003	IPASS ON CTRL	PIN OUT 2	30	0.5	0.015
79536-3004	IPASS ON CTRL	PIN OUT 2	30	0.6	0.015
79536-3005	IPASS ON CTRL	PIN OUT 2	26	1	0.030
79536-3006	IPASS ON CTRL	PIN OUT 2	26	0.178	0.015
79536-3007	IPASS ON CTRL	PIN OUT 2	26	0.267	0.015
79536-3001	IPASS ON BP	PIN OUT 3	30	0.152	0.015
79536-3022	IPASS ON BP	PIN OUT 3	30	0.3	0.015
79536-3023	IPASS ON BP	PIN OUT 3	30	0.5	0.015
79536-3024	IPASS ON BP	PIN OUT 3	30	0.6	0.015
79536-3025	IPASS ON BP	PIN OUT 3	26	1	0.030



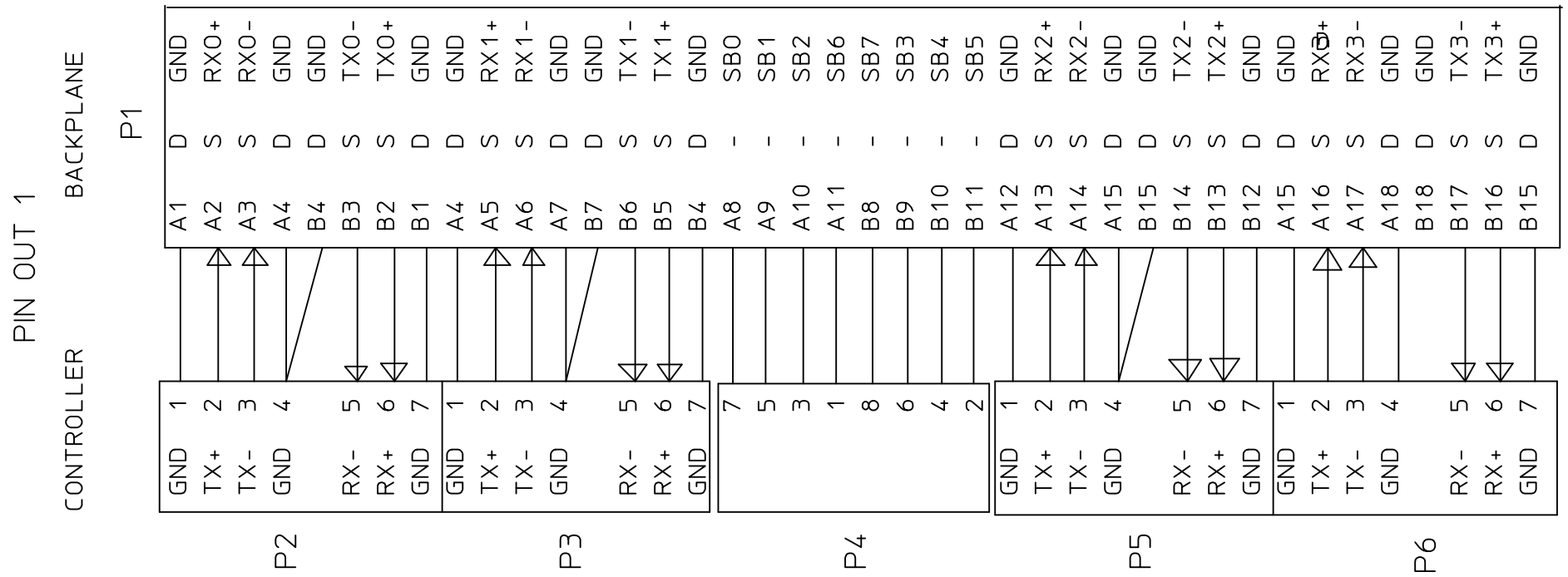
- NOTES**
- MATERIAL:**
 OVER MOLD - POLYPROPYLENE (PP), 94V-0
 GLASS FILLED.
 LATCH - STAINLESS STEEL ALLOY
 CABLE - (8) 26 AWG PARALLEL PAIR, 100 OHM DIFFERENTIAL IMPEDANCE. INNER DIELECTRIC IS POLYOLEFIN AND OUTER JACKET IS ALUMINIZED POLYESTER FOIL.
 PCB - FR4
 - PRODUCT TO PERFORM PER**
 PRODUCT SPECIFICATION: PS-75783-001.
 - PRODUCT SERIES 79536 MATES TO 75783 (RIGHT ANGLE), 75784 (VERTICAL). SERIES 70450 MATES WITH SERIES 70221**
 - THIS PRODUCT CONFORMS TO THE MECHANICAL DIMENSIONING AND ELECTRICAL PERFORMANCE REQUIREMENTS OF SSF-8086 AND SSF-8087**

IPASS™ IS A TRADEMARK OF MOLEX

DOC HISTORY ONLY EC NO: USY2011-0100 DRWN:KPHILLIPS 2005/08/23 CHKD:T.HALL 2005/08/23 APPR:DDOYE 2010/08/27	DESCRIPTION REV	QUALITY SYMBOLS ▽=0 ▽=0	GENERAL TOLERANCES (UNLESS SPECIFIED) mm INCH 4 PLACES ± --- ± --- 3 PLACES ± --- ± .01 2 PLACES ± 0.25 ± --- 1 PLACE ± --- ± --- ANGULAR ± 1°	DIMENSION STYLE MM/IN DRAWN BY DATE KPHILLIPS 2005/08/23 CHECKED BY DATE THALL 2005/08/23 APPROVED BY DATE DDOYE 2005/08/23	SCALE 1:1 DESIGN UNITS METRIC THIRD ANGLE PROJECTION	TITLE IPASS CABLE ASSY 36 CKT TO SATA STYLE 1X FANOUT WITH SIDEBANDS MOLEX MOLEX INCORPORATED	MATERIAL NO. SEE TABLE	DOCUMENT NO. SD-79536-300	SHEET NO. 1 OF 4	
		DRAFT WHERE APPLICABLE MUST REMAIN WITHIN DIMENSIONS			THIS DRAWING CONTAINS INFORMATION THAT IS PROPRIETARY TO MOLEX INCORPORATED AND SHOULD NOT BE USED WITHOUT WRITTEN PERMISSION					
					SIZE B					

NOTE:

PIN OUT CONFORMS TO SAS 1.1 09D SECTION 5.2.4.1.3.3 FIG 83 AND SECTION 5.2.3.2.3.3 TBL 27



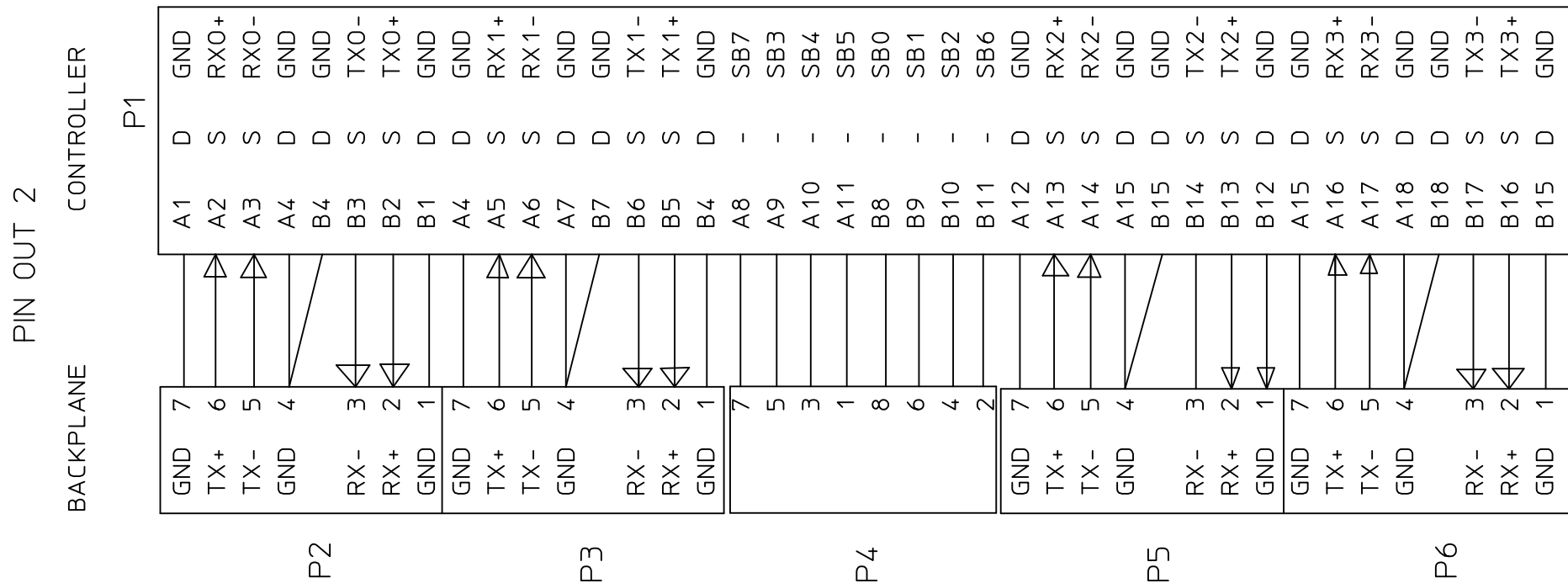
NOTE :

- 1) D = DRAIN WIRE
- S = SIGNAL WIRE

DOC HISTORY ONLY EC NO: USY2011-0100 DRWN:KPHILLIPS 2005/08/23 CH'KD:T.HALL 2005/08/23 APPR:DDOYE 2010/08/27	QUALITY SYMBOLS = 0 = 0	GENERAL TOLERANCES (UNLESS SPECIFIED)		DIMENSION STYLE MM/IN		SCALE 1:1	DESIGN UNITS METRIC	THIRD ANGLE PROJECTION		
		4 PLACES	± .005	± .005	DRAWN BY	DATE	TITLE IPASS CABLE ASSY 36 CKT TO SATA STYLE 1X FANOUT WITH SIDEBANDS			
		3 PLACES	± .005	± .01	CHECKED BY	DATE				
		2 PLACES	± 0.25	± .005	APPROVED BY	DATE	MOLEX INCORPORATED			
1 PLACE	± .005	± .005	DDOYE	2005/08/23						
ANGULAR ± 1 °				MATERIAL NO. SEE TABLE		DOCUMENT NO. SD-79536-300		SHEET NO. 2 OF 4		
DRAFT WHERE APPLICABLE MUST REMAIN WITHIN DIMENSIONS				SIZE 		THIS DRAWING CONTAINS INFORMATION THAT IS PROPRIETARY TO MOLEX INCORPORATED AND SHOULD NOT BE USED WITHOUT WRITTEN PERMISSION				

NOTE:

PIN OUT CONFORMS TO SAS 1.1 09D SECTION 5.2.4.1.3.3 FIG 83 AND SECTION 5.2.3.2.3.3 TBL 26

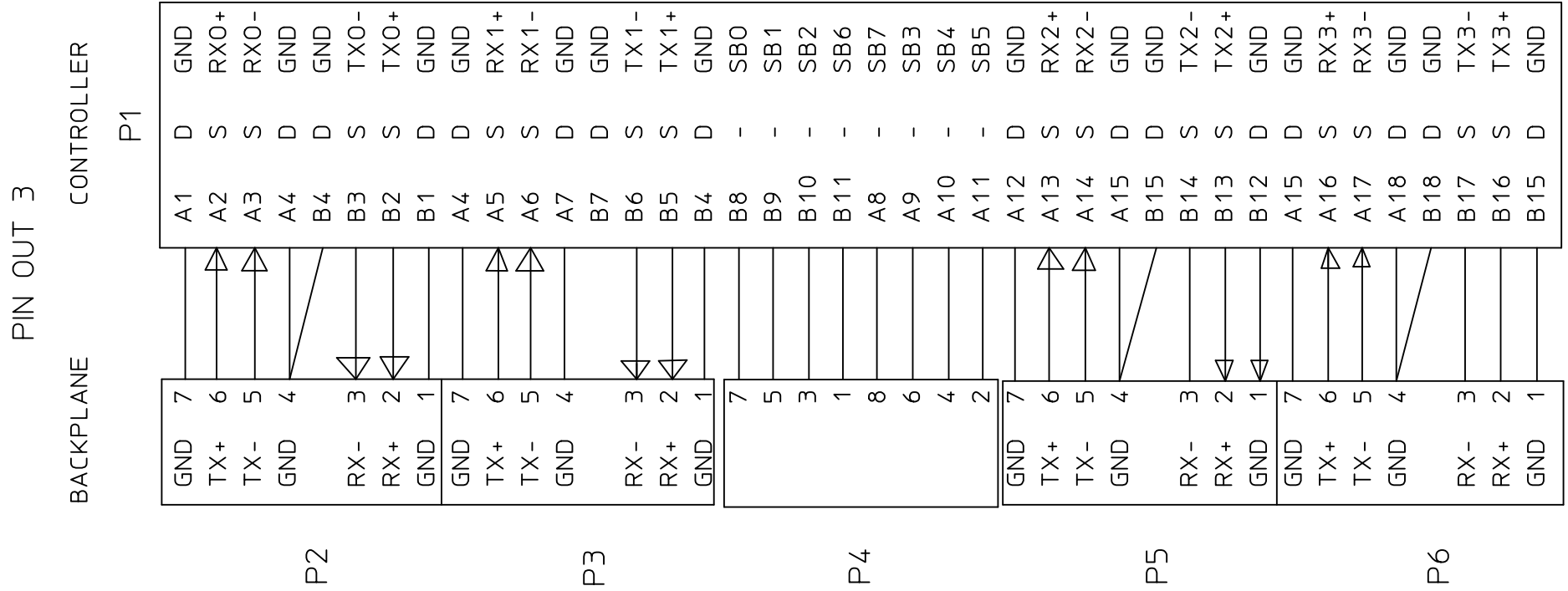


NOTE:
 1) D = DRAIN WIRE
 S = SIGNAL WIRE

DOC HISTORY ONLY EC NO: USY2011-0100 DRWN:KPHILLIPS 2005/08/23 CHKD:T.HALL 2005/08/23 APPR:DDOYE 2010/08/27	QUALITY SYMBOLS = 0 = 0.01 = 0.25	GENERAL TOLERANCES (UNLESS SPECIFIED)		DIMENSION STYLE MM/IN		SCALE 1:1	DESIGN UNITS METRIC	THIRD ANGLE PROJECTION	
		4 PLACES	± ---	± ---	DRAWN BY	DATE	TITLE IPASS CABLE ASSY 36 CKT TO SATA STYLE 1X FANOUT WITH SIDEBANDS		
		3 PLACES	± ---	± .01	CHECKED BY	DATE			
		2 PLACES	± 0.25	± ---	APPROVED BY	DATE	MOLEX INCORPORATED		
1 PLACE	± ---	± ---	ANGULAR ± 1 °		MATERIAL NO. SEE CHART	DOCUMENT NO. SD-79536-300	SHEET NO. 3 OF 4		
DRAFT WHERE APPLICABLE MUST REMAIN WITHIN DIMENSIONS				SIZE 	THIS DRAWING CONTAINS INFORMATION THAT IS PROPRIETARY TO MOLEX INCORPORATED AND SHOULD NOT BE USED WITHOUT WRITTEN PERMISSION				

NOTE

NON STANDARD PIN OUT WITH SATA BACKPLANE CONNECTORS TWISTED



NOTE:

- 1) D = DRAIN WIRE
- S = SIGNAL WIRE

DOC HISTORY ONLY EC NO: USY2011-0100 DRWN:KPHILLIPS 2005/08/23 CHKD:T.HALL 2005/08/23 APPR:DDOYE 2010/08/27	QUALITY SYMBOLS	GENERAL TOLERANCES (UNLESS SPECIFIED)		DIMENSION STYLE MM/IN		SCALE 1:1	DESIGN UNITS METRIC	THIRD ANGLE PROJECTION	
			mm	INCH	DRAWN BY KPHILLIPS	DATE 2005/08/23	TITLE IPASS CABLE ASSY 36 CKT TO SATA STYLE 1X FANOUT WITH SIDEBANDS		
		4 PLACES	± ---	± ---	CHECKED BY THALL	DATE 2005/08/23			
		3 PLACES	± ---	± .01	APPROVED BY DDOYE		DATE 2005/08/23	MOLEX INCORPORATED DOCUMENT NO. SD-79536-300	
2 PLACES	± 0.25	± ---	MATERIAL NO. SEE TABLE		SHEET NO. 4 OF 4				
1 PLACE	± ---	± ---	ANGULAR ± 1 °		THIS DRAWING CONTAINS INFORMATION THAT IS PROPRIETARY TO MOLEX INCORPORATED AND SHOULD NOT BE USED WITHOUT WRITTEN PERMISSION				
DRAFT WHERE APPLICABLE MUST REMAIN WITHIN DIMENSIONS									