


WiFi / Bluetooth Chip Antenna 2400 ~ 2485MHz



4.0 x 2.0 x 1.2 mm

ACA-101-T



RoHS / RoHS II Compliant



Moisture Sensitivity Level (MSL) – MSL = 1

FEATURES:

- Chip Antenna constructed from solid dielectric ceramic material
- Suitable for RoHS compliant reflow
- Gain 1.09 (Peak) / -3.49 (Average) [dBi]
- VSWR 1.0 ~ 3.0 : 1
- Small size – 4.0 x 2.0 x 1.2mm (0.16 x 0.08 x 0.048 inch)
- Non Ground Mounting type.
- Linear Polarization
- Matched to 50 Ohm.

APPLICATIONS:

- Wireless application - Bluetooth / WLAN (2.445GHz)
- High density applications
- Bluetooth headsets or ear pieces
- Computer mouse and keyboards
- PROFINET – Industrial automation
- Video Game systems
- Alternative to larger PCB solution

STANDARD SPECIFICATIONS


Maximum Ratings

Item	Value
ESD Voltage	15kV [HBM Class 3B]
Operating Temperature Range	-40°C to + 85°C
Storage Temperature Range	-40°C to + 85°C

Electrical Characteristics

Item	Spec		
Frequency Range	2400 ~ 2485MHz		
VSWR	3.0: 1 Max (Typ 2.5:1)		
Polarization	Linear		
Input Impedance [Ω]	50Ohm		
Frequency [MHz]	2400MHz	2442.5MHz (CF)	2485MHz
Total Gain	1.09 (Peak) / -3.49 (Average)		
Gain [dBi]	Peak	Theta	Phi
	Azimuth	-5.01	2.75
	Elevation 1	0.98	1.78
	Elevation 2	-7.04	2.61
	Average	Theta	Phi
	Azimuth	-4.81	-1.67
	Elevation 1	-2.67	-4.72
	Elevation 2	-11.31	-1.41

WiFi / Bluetooth Chip Antenna 2400 ~ 2485MHz



4.0 x 2.0 x 1.2 mm

ACA-101-T

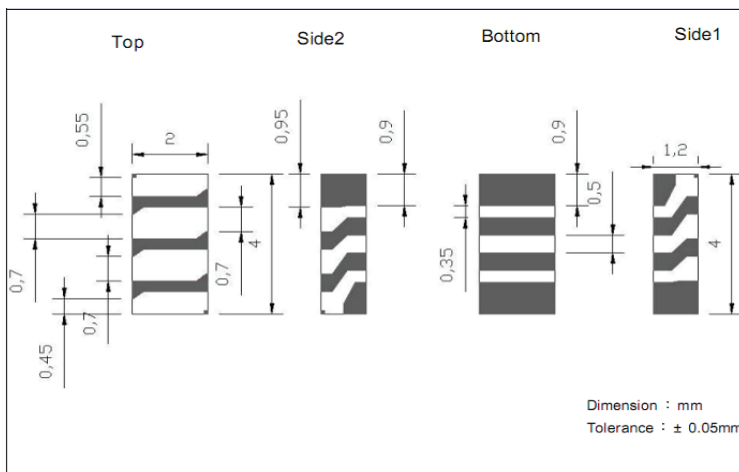
Pb | RoHS / RoHS II Compliant |

PART IDENTIFICATION:

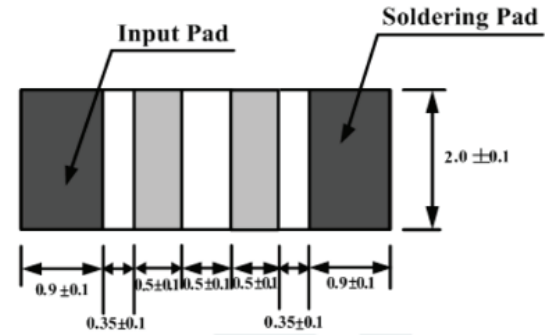
ACA-101-

Packaging
Blank: Bulk
T: Tape and Reel

OUTLINE DIMENSIONS:

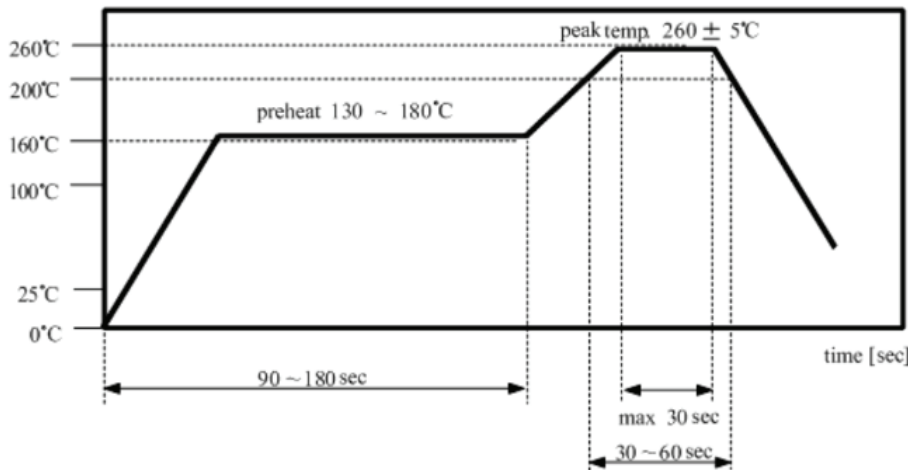


Recommended Land Pattern



Size [mm]	L = 4.0 ± 0.1 (Cpk:2:51)
	W = 2.0 ± 0.1 (Cpk 2.31)
	T = 1.2 ± 0.1 (Cpk 2.37)
Flatness [mm]	0.04


REFLOW PROFILE:



WiFi / Bluetooth Chip Antenna 2400 ~ 2485MHz

ACA-101-T

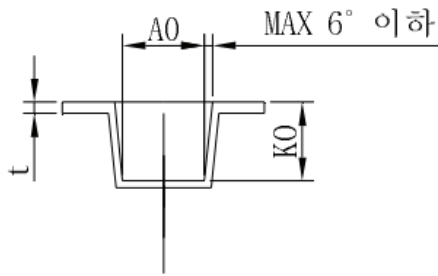
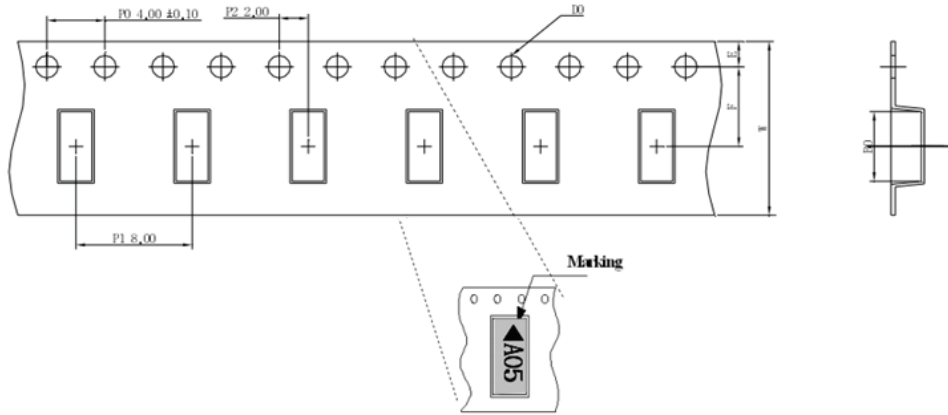
Pb | RoHS / RoHS II Compliant |



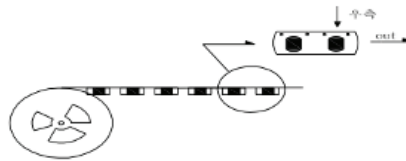
4.0 x 2.0 x 1.2 mm

TAPE & REEL:

Packaging: 1,000 Units Per Reel



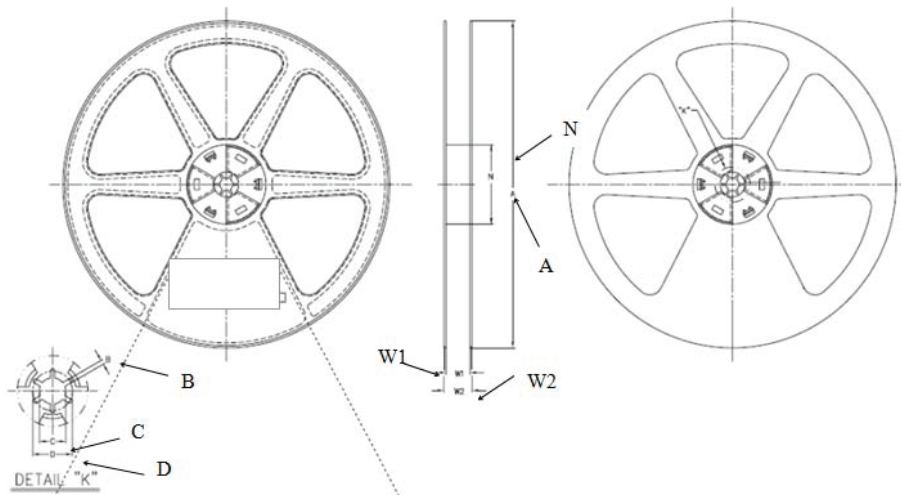
TAPING STYLE



A0	2.30±0.10	E	1.75±0.10
B0	4.30±0.10	F	5.50
K0	1.40±0.10	t	0.30±0.05
D0	1.55±0.05	w	12.00±0.30

(Dimensions: mm)

Reel Dimensions:



A	330+0.2/-2.0
B	2.0+0.5/-0.2
C	13.0+0.5/-0
D	20.2 min
N	80+3.0/-0
W1	12.4+3.0/-0
W2	16.4+2.0/-0

(Dimensions: mm)

ATTENTION: Abracon Corporation's products are COTS – Commercial-Off-The-Shelf products; suitable for Commercial, Industrial and, where designated, Automotive Applications. Abracon's products are not specifically designed for Military, Aviation, Aerospace, Life-dependant Medical applications or any application requiring high reliability where component failure could result in loss of life and/or property. For applications requiring high reliability and/or presenting an extreme operating environment, written consent and authorization from Abracon Corporation is required. Please contact Abracon Corporation for more information.

ABRACON IS
ISO9001:2008
CERTIFIED



Visit www.abracon.com for Terms & Conditions of Sale **Revised: 10.03.13**
30332 Esperanza, Rancho Santa Margarita, California 92688
tel 949-546-8000 | fax 949-546-8001 | www.abracon.com