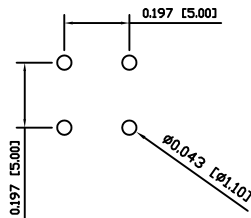
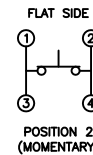
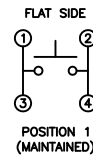


SUGGESTED PCB LAYOUT



SCHMATIC



SPECIFICATIONS

FUNCTION:
1P1T OFF-(ON)

RATINGS:
10mA 35VDC

OPERATION FORCE:
130±40gf

CONTACT RESISTANCE:
Initial: 20mΩ Max.

INSULATION RESISTANCE:
100MΩ Min. at 500VDC

DIELECTRIC STRENGTH:
500VAC For 1 Minute

CAPACITANCE:
1pF

ELECTRICAL LIFE:
250,000 Cycles

MECHANICAL LIFE:
500,000 Cycles Min.

TEMPERATURE:
Operating: -20°C to 85°C

APPROVALS:
RoHS
COMPLIANT

MATERIALS

UPPER HOUSING:
Acrylonitrile Butadiene Styrene (ABS)

LOWER HOUSING:
Polybutylene Terephthalate (PBT)

CONTACTS:
Silver Plated Copper

TERMINALS:
Silver Plated Brass

COLORS

UPPER HOUSING COLOR:
Black

LOWER HOUSING COLOR:
White

BODY	A	09/08/06	CAB
COLORS	A	09/08/06	CAB
MATERIALS	A	09/08/06	CAB
SPECIFICATIONS	A	09/08/06	CAB
REFERENCE	REV.	DATE	BY

THE INFORMATION CONTAINED IN THIS DOCUMENT IS PROPRIETARY TO E-SWITCH AND IS NOT TO BE COPIED OR TRANSFERRED

B	CORRECTED PART NUMBER	PCRD0111	09/09/15	CAB
A	INITIAL RELEASE	PCRD0051	09/08/06	CAB
REV.	DESCRIPTION	PCR	DATE	DRAWN BY

DIMENSIONS	
INCHES [MILLIMETERS]	
GENERAL TOLERANCES	
±0.008 [±0.2] / ±1'	
SCALE	PROJECTION
DRAWING NOT TO SCALE	1st Angle

KS-04Q-01		
DRAWING NUMBER	DATE	REVISION
29-KS04Q01	SEPTEMBER 15, 2009	B