
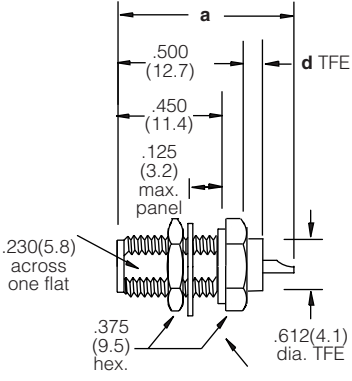
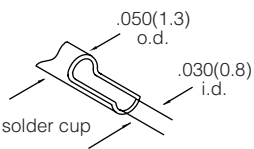
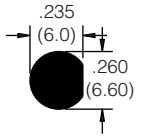

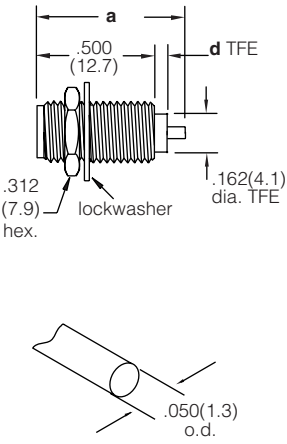
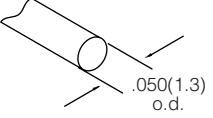
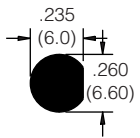

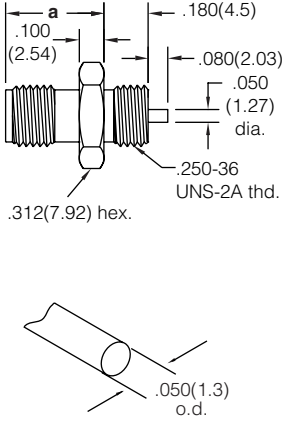
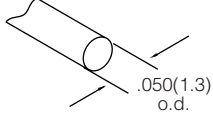
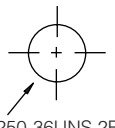


<p>Fig. 1</p>     <p style="text-align: center;">SMA Bulkhead Receptacle Rear Mount Solder Cup Terminal Hex Flange 901-9211 Gold Plated, Epoxy Captivated 901-9211-SF Passivated Finish, Epoxy Captivated 901-10032-SF Gold Plated, Mechanically Captivated 901-10032 Passivated Finish, Mechanically Captivated</p>	<p>Fig. 2</p>     <p style="text-align: center;">SMA Bulkhead Receptacle Front or Rear Mount Blunt Post Terminal Gold Plated 901-9220 Passivated Finish 901-9835 Gold Plated/Flush TFE</p>	<p>Fig. 3</p>     <p style="text-align: center;">SMA Bulkhead Receptacle Front Mount Post Terminal Hex Flange 901-9841 Gold Plated without Nut & Washer</p>
---	---	--

SMA BULKHEAD RECEPTACLES – female contacts

Description	Terminal Type	Plt.	Ins.	Construction Notes		Dim Inches (mm)		Amphenol Number	Fig.
						a	d		
Rear Mount/ Hex Flange	Solder Cup	P10	D1	Captive Contact/ .066(1.7mm) Exposed TFE	Gold Plated	.668(17.0)	.066(1.7)	901-9211	1
	Solder Cup	P13	D1		Passivated	.668(17.0)	.066(1.7)	901-9211-SF	1
Front or Rear Mount	Blunt Post	P10	D1	Captive Contact/ .076(1.9mm) Exposed TFE	Gold Plated	.660(16.7)	.076(1.9)	901-9220	2
	Blunt Post	P13	D1		Passivated	.660(16.7)	.076(1.9)	901-9220-SF	2
	Blunt Post	P11	D1	Captive Contact/Flush TFE	Gold Plated	.625(15.9)	.076(1.9)	901-9835	2
Front Mount	Post	P11	D1	Flush TFE	Gold Plated	.400(10.2)	—	901-9841	3
Rear Mount Hex. Flange	Solder Cup	P10	D1	Mechanically captivated	Gold Plated	.668(17.0)	.066(1.7)	901-10032	1
	Solder Cup	P13	D1		Passivated	.668(17.0)	.066(1.7)	901-10032-SF	1