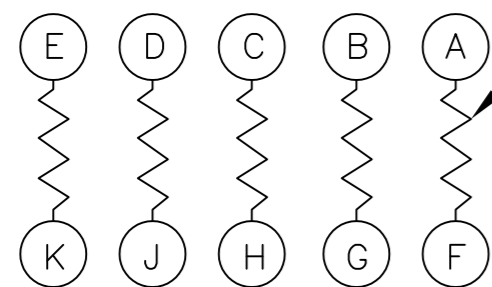


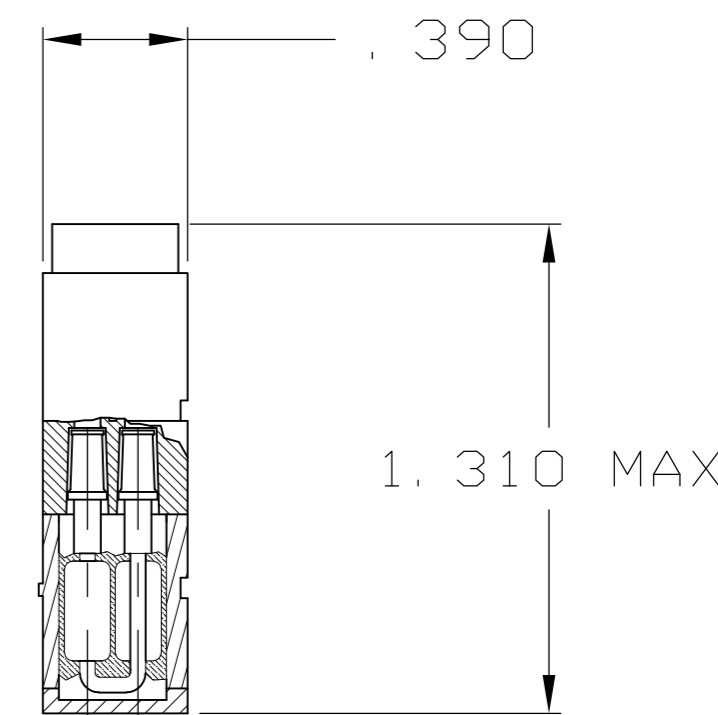
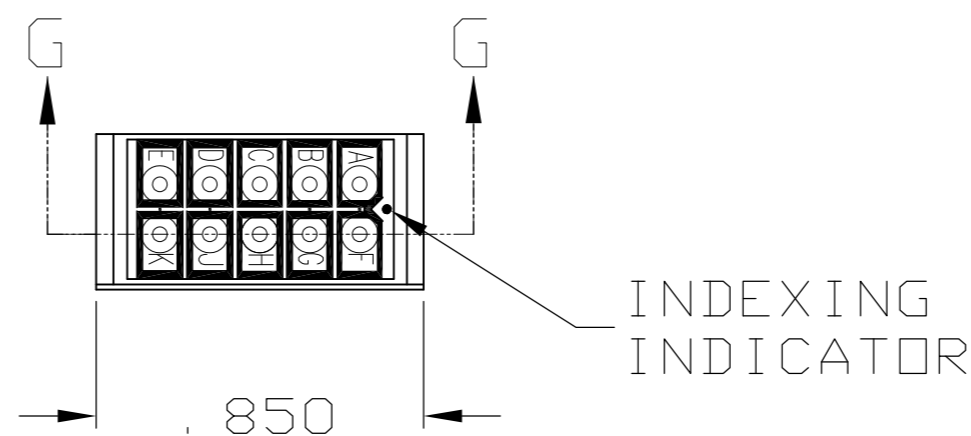
THIS DRAWING IS UNPUBLISHED.		RELEASED FOR PUBLICATION
© COPYRIGHT - By -		ALL RIGHTS RESERVED.
DESCRIPTION	MATERIAL	FINISH
MODULE ASSEMBLY	THERMOSET EPOXY	COLOR: BLACK
GROMMET	FLUORSILICONE RUBBER	COLOR: BLUE
CONTACT SOCKET	BERYLLIUM COPPER PER QQ-C-533	GOLD PLATE PER MIL-G-45204
RETAINING CLIP	BERYLLIUM COPPER PER QQ-C-533 OR STAINLESS STEEL PER QQ-S-766	NONE
PIN CONTACTS	COPPER ALLOY PER MIL-C-39029/1	GOLD PLATE PER MIL-G-45204

LDC		DIST		REVISIONS			
-	-	P	LTR	DESCRIPTION	DATE	DWN	APVD
		B		RELEASED PER ECO 12-018351	19OCT12	PY	DE



SCHEMATIC DIAGRAM

RESISTORS- RLR07C4991FS PER MIL-PRF-39017, 4990 OHMS; 1/4 WATTS 5 PER ASSEMBLY



.440 ± .010

1 FAR SIDE

- 1 MODULE ASSEMBLY MARKED WITH "AMP", TE PART NO. AND DATE CODE .060 MINIMUM HIGH CHARACTERS AT APPROXIMATE AREA SHOWN.
2. IN ACCORDANCE WITH SAE AS81714/26 AS SHOWN.
3. SIZE 20 PIN CONTACTS, SEALING PLUGS AND INSERTION/EXTRACTION TOOL SUPPLIED WITH MODULE ASSEMBLY.

2221385-1
PART NO.

THIS DRAWING IS A CONTROLLED DOCUMENT.		DWN C. C. THOMAS 7-10-12		
DIMENSIONS: INCHES		CHK D. EABY 7-10-12		
TOLERANCES UNLESS OTHERWISE SPECIFIED:		APVD D. EABY 7-10-12	NAME	
0 PLC ± -		PRODUCT SPEC		
1 PLC ± -		APPLICATION SPEC		
2 PLC ± -		-		
3 PLC ± .005		SIZE CAGE CODE DRAWING NO RESTRICTED TO		
4 PLC ± -		A200779C-2221385		
ANGLES ± -		SCALE 2:1 SHEET 1 of 1 REV B		
FINISH		CUSTOMER DRAWING		