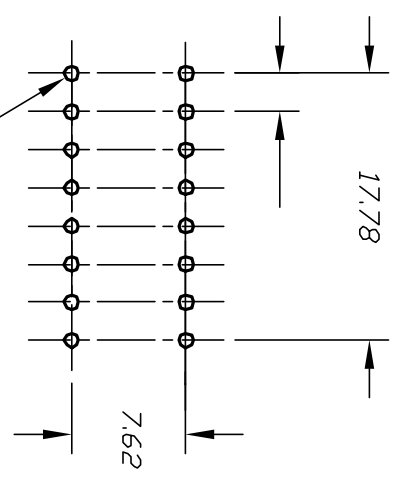
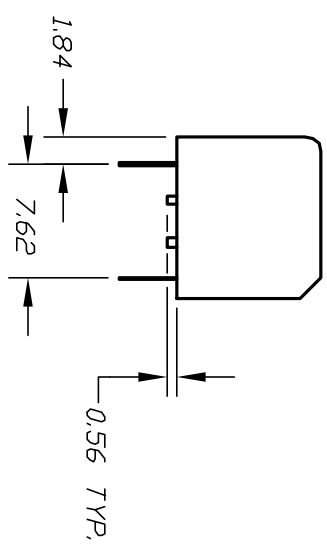
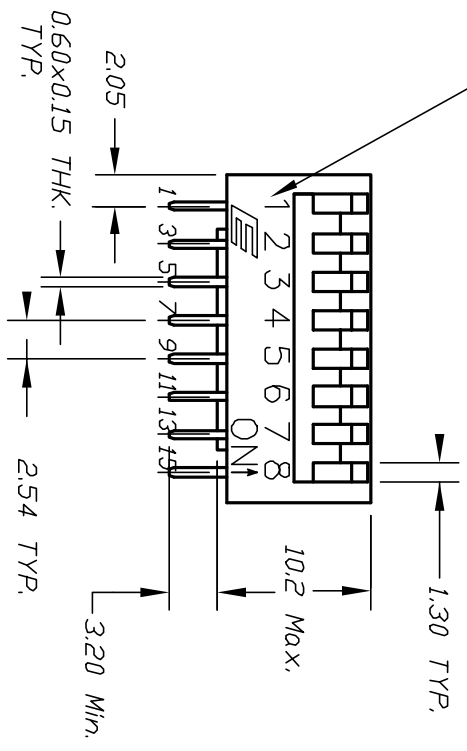
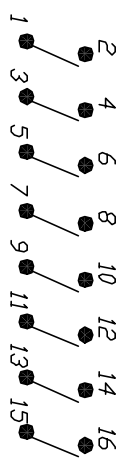


Pos. 1 Designate
Pin #1 Location



RECOMMEND P.C.B. LAYOUT



CONTACT CONFIGURATION

* (Pos. 1 Denotes Pin No. 1)

- NOTES:
1. ALL DIMENSIONS IN MM
 2. TERM. NOS. FOR REF ONLY
 3. SWITCHES SUPPLIED IN DISPENSING TUBES WITH ALL POLES IN THE **OFF** POSITION.

E-SWITCH®

TITLE		KAP1108V (8 Pos. DIP Switch)	
REV.	DESCRIPTION	DATE	CHKD
A	RELEASED FOR PRODUCTION	2/4/02	
TOLERANCES			
0.0	±0.4		
0.00	±0.25		
SCALE	DATE	DR	DWG
2:1	12/3/96	MM	N411087
THE INFORMATION CONTAINED IN THIS DOCUMENT IS PRELIMINARY TO E-SWITCH AND IS NOT TO BE COPIED OR TRANSMITTED			REV
			A