

















APPLICABLE STANDARD						
RATING	OPERATING TEMPERATURE RANGE	-40°C TO + 85°C (NOTE 1) 		STORAGE TEMPERATURE RANGE	-10°C TO + 60°C	
	OPERATING HUMIDITY RANGE	40% TO 80% (NOTE2) 		STORAGE HUMIDITY RANGE	40% TO 70% (NOTE3) 	
	VOLTAGE	250V AC	UL·CSA RATING 	30V AC	APPLICABLE CONTACT 	
	CURRENT	2 A		2 A	APPLICABLE CABLE 	
	APPLICABLE CONNECTOR 	DF11-*DS-2C			DF11-EP2428PC (F) DF11-EP2428PC (F) A UL1061, 1007 AWG24 TO 28	
SPECIFICATIONS						
ITEM	TEST METHOD			REQUIREMENTS	QT	AT
CONSTRUCTION						
GENERAL EXAMINATION	VISUALLY AND BY MEASURING INSTRUMENT.			ACCORDING TO DRAWING.	X	X
MARKING	CONFIRMED VISUALLY.				X	X
ELECTRIC CHARACTERISTICS						
INSULATION RESISTANCE	500 V DC.			1000 MΩ MIN.	X	-
VOLTAGE PROOF	650 V AC FOR 1 min.			NO FLASHOVER OR BREAKDOWN.	X	-
MECHANICAL CHARACTERISTICS						
MECHANICAL OPERATION 	30 TIMES INSERTIONS AND EXTRACTIONS.			NO DAMAGE, CRACK OR LOOSENESS OF PARTS.	X	-
VIBRATION 	FREQUENCY 10 TO 55 Hz, SINGLE AMPLITUDE 0.75 mm, AT 2 h, FOR 3 DIRECTIONS.			NO DAMAGE, CRACK OR LOOSENESS OF PARTS.	X	-
SHOCK 	490 m/s ² DURATION OF PULSE 11 ms AT 3 TIMES FOR 3 DIRECTIONS.			NO DAMAGE, CRACK OR LOOSENESS OF PARTS.	X	-
ENVIRONMENTAL CHARACTERISTICS						
RAPID CHANGE OF TEMPERATURE 	TEMPERATURE -55→ 5 TO 35→+85→ 5 TO 35 °C TIME 30→ 5 MAX → 30→ 5 MAX min UNDER 5 CYCLES.			① INSULATION RESISTANCE: 1000MΩ MIN. ② NO DAMAGE, CRACK OR LOOSENESS OF PARTS.	X	-
DAMP HEAT (STEADY STATE)	EXPOSED AT 40 ± 2 °C, 90 TO 95 %, 96 h.			① INSULATION RESISTANCE: 1000MΩ MIN. ② NO DAMAGE, CRACK OR LOOSENESS OF PARTS.	X	-
REMARKS						
NOTE 1: INCLUDING THE TEMPERATURE RISE BY CURRENT.						
NOTE 2:NO CONDENSING. 						
NOTE 3:APPLY TO THE CONDITION OF LONG TERM STORAGE FOR UNUSED PRODUCTS BEFORE PCB ON BOARD, AFTER PCB BOARD, OPERATING TEMPERATURE AND HUMIDITY RANGE IS APPLIED FOR INTERIM STORAGE DURING TRANSPORTATION. 						
	COUNT	DESCRIPTION OF REVISIONS	DESIGNED	CHECKED	DATE	
	13	DIS-H-008583	MI. SAKIMURA	HK. UMEHARA	14. 03. 25	
REMARKS				APPROVED	KJ. KATAYOSE	05. 01. 05
NOTE 1:INCLUDING THE TEMPERATURE RISE BY CURRENT.				CHECKED	TY. OMA	05. 01. 05
				DESIGNED	IO. DENPOUYA	05. 01. 05
Unless otherwise specifid , refer to IEC 60512.				DRAWN	IO. DENPOUYA	05. 01. 05
Note QT:Qualification Test AT:Assurance Test X:Applicable Test			DRAWING NO.	ELC4-081880-01		
	SPECIFICATION SHEET		PART NO.	DF11-*DEP-2C		
	HIROSE ELECTRIC CO., LTD.		CODE NO.	CL543		1/1