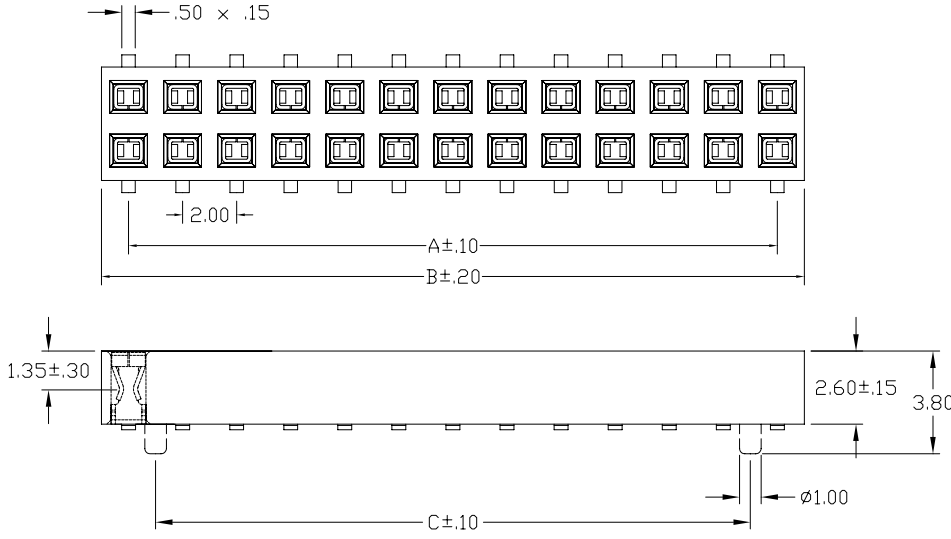


REV.	ECD	DESCRIPTION	DATE	BY
A	644	INITIAL RELEASE	6/15/2005	TT
B	879	ADDED .60mm TO 'B' DIM	12/28/2005	TT
C	1046	CLARIFY TOP/BOTTOM ENTRY AS SAME PART	12/28/2005	MNH

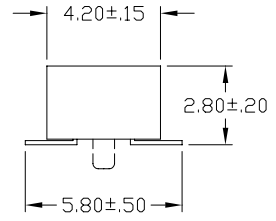
No. of Positions	DIMENSIONS		
	A	B	C
5	8.00	10.60	6.00
6	10.00	12.60	8.00
7	12.00	14.60	10.00
8	14.00	16.60	12.00
9	16.00	18.60	14.00
10	18.00	20.60	16.00
11	20.00	22.60	18.00
12	22.00	24.60	20.00
13	24.00	26.60	22.00
14	26.00	28.60	24.00
15	28.00	30.60	26.00
16	30.00	32.60	28.00
17	32.00	34.60	30.00
18	34.00	36.60	32.00
19	36.00	38.60	34.00
20	38.00	40.60	36.00
21	40.00	42.60	38.00
22	42.00	44.60	40.00
23	44.00	46.60	42.00
24	46.00	48.60	44.00
25	48.00	50.60	46.00
26	50.00	52.60	48.00
27	52.00	54.60	50.00
28	54.00	56.60	52.00
29	56.00	58.60	54.00
30	58.00	60.60	56.00
31	60.00	62.60	58.00
32	62.00	64.60	60.00
33	64.00	66.60	62.00
34	66.00	68.60	64.00
35	68.00	70.60	66.00
36	70.00	72.60	68.00
37	72.00	74.60	70.00
38	74.00	76.60	72.00
39	76.00	78.60	74.00
40	78.00	80.60	76.00

NOTE: Number of contacts (pins) is not the same as the number of positions. For this dual row connector, each position has 2 contacts (pins).

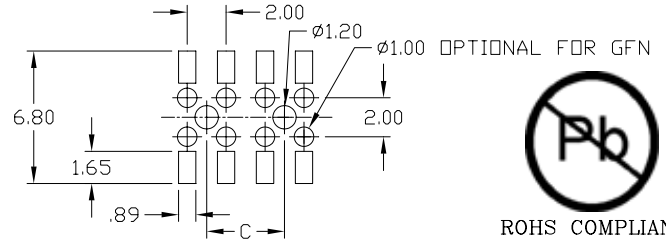


SPECIFICATIONS

Current Rating: 1 Amp
 Insulator resistance: 5000 Megohms min.
 Contact resistance: 20 m ohms max.
 Dielectric withstanding: AC 500 V
 Operating Temperature: -40° to +105°C
 Max Processing Temp: 230°C for 30-60 seconds (260°C for 10 seconds)
 Contact Material: Phosphor Bronze.
 Insulator Material: Nylon-6T
 Contacts Plating: Gold flash overall



RECOMMENDED P.C. BOARD SMT LAYOUT



PART NUMBER CODING
 NPPNxx2GxNx-RC

MOUNTING STYLE
 P - SURFACE MOUNT W/ GUIDE PINS
 S - SURFACE MOUNT W/O GUIDE PINS

ENTRY TYPE
 F - TOP
 H - BOTTOM

NUMBER OF POSITIONS
 (5 - 40)

NOTE: TOP AND BOTTOM ENTRY PARTS ARE IDENTICAL AND INTERCHANGABLE

Sullins Electronics 801 E. Mission Rd. San Marcos, CA 92069	GENERAL TOLERANCE		SCALE NTS	DRAWN TT	DATE 6/15/2005	DWG. NO. 10496	TITLE 2.00mm FEMALE HEADER TOP/BOTTOM ENTRY, SMT 2.80mm INSULATOR	REV. C
	XX. ±	XXX. ±	UNIT MM	CHECK MNH	DATE 6/15/2005			PARTS NO. NPPNxx2GxNx-RC
	X. ± 0.20	.XXX ±	SIZE	APPROVE	DATE			
	.X ± 0.10	X.* ±						
.XX ± 0.05	.X.* ±							