

# Power connectors - SACC-M12FR-5CON-PG11-M PWR - 1408993

Please be informed that the data shown in this PDF Document is generated from our Online Catalog. Please find the complete data in the user's documentation. Our General Terms of Use for Downloads are valid (<http://phoenixcontact.com/download>)




Power connectors, 5-position, Socket angled M12, A-coded, Screw connection, Knurl material: Zinc die-cast, nickel-plated, Cable gland Pg11, External cable diameter 8 mm ... 10 mm

## Why buy this product

- Safe use in the field, thanks to a high degree of protection
- Flexible: connectors for on-site assembly
- Screw connection: proven connection technology for a large selection of different conductors



## Key Commercial Data

Packing unit	1 STK
GTIN	 4 046356 885133
GTIN	4046356885133

## Technical data

### Dimensions

External cable diameter	8 mm ... 10 mm
-------------------------	----------------

### Ambient conditions

Degree of protection	IP67
----------------------	------

### General

Note	Strip 22 mm off the cable sheath, shorten conductor for the fifth position by 10 mm. Strip 7 mm off the conductor insulation, crimp the ferrule, then shorten this to 5 mm. Length of conductors with shortened ferrule: 20 mm. Connect conductors and tighten the mounting screws with 0.2 Nm.
Rated current at 40°C	8 A (Contact 5: 2 A) when using 1.5 mm <sup>2</sup> conductors
Rated voltage	60 V DC 48 V AC
Number of positions	5

# Power connectors - SACC-M12FR-5CON-PG11-M PWR - 1408993

## Technical data

### General

Insulation resistance	> 10 GΩ
Coding	A - standard
Standards/regulations	M12 connector IEC 61076-2-101
Status display	No
Overvoltage category	II
Degree of pollution	3
Connection method	Screw connection
Conductor cross section	1.5 mm <sup>2</sup>
Conductor cross section AWG	16
Insertion/withdrawal cycles	> 100
Torque	0.4 Nm (M12 knurl)
	1 Nm ... 1.4 Nm (Pressure screw with sleeve housing)
	0.4 Nm (Screw plug insert with sleeve housing as far it will go)
	0.2 Nm (Screw terminal blocks)
Assembly instructions	The wires can be connected both with ferrules and without ferrules
	The connector pin assignment can be rotated 90° to the cable outlet

### Material

Flammability rating according to UL 94	V0
Contact material	CuZn
Contact surface material	Au
Contact carrier material	PA
Material of grip body	PA
Material, knurls	Zinc die-cast, nickel-plated
Sealing material	Viton (M12 socket)
	NBR (Cable clamping)

### Cable

Standards/specifications	M12 connector IEC 61076-2-101
--------------------------	-------------------------------

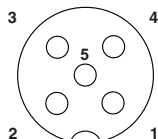
### Standards and Regulations

Standard designation	M12 connector
Standards/regulations	IEC 61076-2-101
Flammability rating according to UL 94	V0

### Drawings

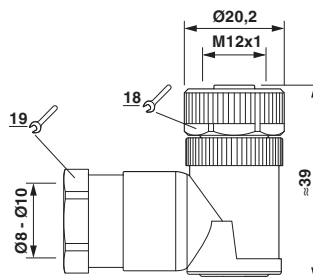
# Power connectors - SACC-M12FR-5CON-PG11-M PWR - 1408993

Schematic diagram



Pin assignment M12 socket, 5-pos., A-coded, socket side view

Dimensional drawing



M12 x 1 socket, straight

## Approvals

### Approvals

Approvals

EAC / UL Recognized / cUL Recognized / cULus Recognized

Ex Approvals

### Approval details

EAC		EAC-Zulassung
-----	--	---------------

UL Recognized		<a href="http://database.ul.com/cgi-bin/XYV/template/LISEXT/1FRAME/index.htm">http://database.ul.com/cgi-bin/XYV/template/LISEXT/1FRAME/index.htm</a>	FILE E 221474
Nominal current IN	4 A		
Nominal voltage UN	125 V		

cUL Recognized		<a href="http://database.ul.com/cgi-bin/XYV/template/LISEXT/1FRAME/index.htm">http://database.ul.com/cgi-bin/XYV/template/LISEXT/1FRAME/index.htm</a>	FILE E 221474
Nominal current IN	4 A		
Nominal voltage UN	125 V		

## Power connectors - SACC-M12FR-5CON-PG11-M PWR - 1408993

### Approvals

cULus Recognized



<http://database.ul.com/cgi-bin/XYV/template/LISEXT/1FRAME/index.htm>

Phoenix Contact 2017 © - all rights reserved  
<http://www.phoenixcontact.com>

PHOENIX CONTACT GmbH & Co. KG  
Flachsmarktstr. 8  
32825 Blomberg  
Germany  
Tel. +49 5235 300  
Fax +49 5235 3 41200  
<http://www.phoenixcontact.com>