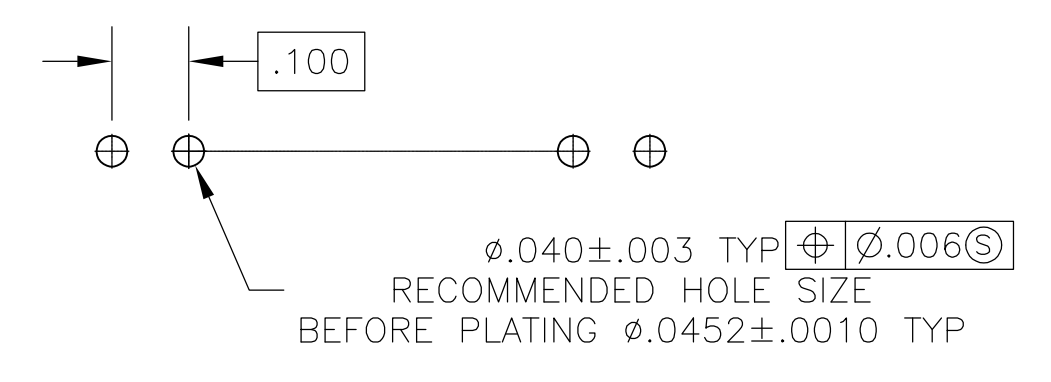
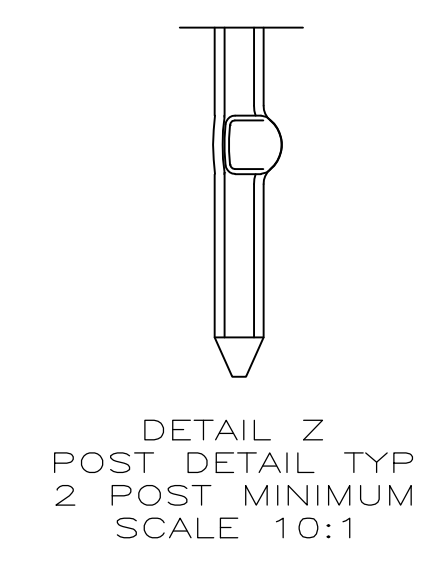
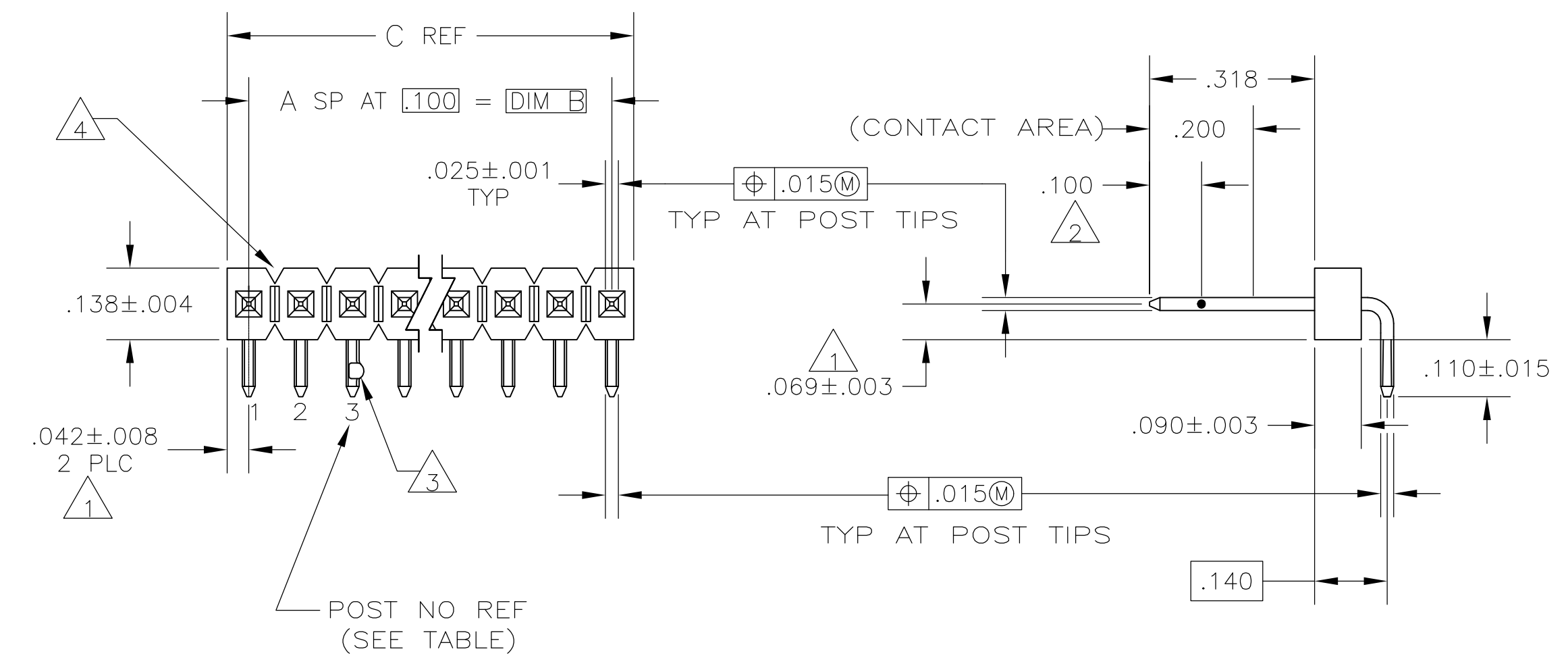


| LOC | | DIST | | REVISIONS | | | |
|-----|---------------------------|------|-----|-------------|---------|-----|------|
| AD | 00 | P | LTR | DESCRIPTION | DATE | DMN | APVD |
| E | EC 0G3C 0866 04 | | | | 26MAY05 | BSV | JLG |
| E1 | REVISED PER ECO-09-020774 | | | | 28AUG09 | KK | AEG |



RECOMMENDED HOLE LAYOUT

- △ THE NOTED DIMENSIONS APPLY AT THE INTERSECTION OF THE POST AND THE HOUSING
- △ POINT OF MEASUREMENT FOR PLATING THICKNESS
- △ SELECTIVE POSTS ARE FORMED TO PROVIDE CONNECTOR RETENTION TO PC BOARD UNTIL SOLDERED. RETENTION FEATURE IS FOR .055 MINIMUM PC BOARD THICKNESS. SEE DETAIL Z FOR FORM AND TABLE FOR LOCATIONS.
- △ BREAKAWAY NOTCH ANGLE CAN BE ORIENTED TO THE RIGHT (AS SHOWN) OR TO THE LEFT
- △ POSTS: .000015 GOLD IN CONTACT AREA, .000100-.000200 MATTE TIN-LEAD ON SOLDER TAIL, ALL OVER .000050 NICKEL.
- △ POSTS: .000015 GOLD IN CONTACT AREA, .000100-.000200 MATTE TIN ON SOLDER TAIL, ALL OVER .000050 NICKEL.
- △ HIGH TEMPERATURE CONFIGURATION.
- △ OBSOLETE PARTS: OBSOLETE CIS STREAMLINING PER D.RENAUD/D.SINISI

| POST NO | PLATING | HOLD-DOWN POST CONFIG LOCATIONS | C | B | A | NO OF POSN | ASSEMBLY PART NUMBER |
|---------------------|---------|---------------------------------|-------|-------|----|------------|----------------------|
| 1,2,3,4,37,38,39,40 | | | 3.984 | 3.900 | 39 | 40 | 7-104430-7 |
| 1,2,3,4,32,33,34,35 | | | 3.484 | 3.400 | 34 | 35 | 7-104430-6 |
| 1,2,3,4,27,28,29,30 | | | 2.984 | 2.900 | 29 | 30 | 7-104430-5 |
| 1,2,3,4,23,24,25,26 | | | 2.584 | 2.500 | 25 | 26 | 7-104430-4 |
| 1,2,3,4,22,23,24,25 | | | 2.484 | 2.400 | 24 | 25 | 7-104430-3 |
| 1,2,3,4,21,22,23,24 | | | 2.384 | 2.300 | 23 | 24 | 7-104430-2 |
| 1,2,3,4,20,21,22,23 | | | 2.284 | 2.200 | 22 | 23 | 7-104430-1 |
| 1,2,3,4,19,20,21,22 | | | 2.184 | 2.100 | 21 | 22 | 7-104430-0 |
| 1,2,3,4,18,19,20,21 | | | 2.084 | 2.000 | 20 | 21 | 6-104430-9 |
| 1,2,3,4,17,18,19,20 | | | 1.984 | 1.900 | 19 | 20 | 6-104430-8 |
| 1,2,3,4,16,17,18,19 | | | 1.884 | 1.800 | 18 | 19 | 6-104430-7 |
| 1,2,3,4,15,16,17,18 | | | 1.784 | 1.700 | 17 | 18 | 6-104430-6 |
| 1,2,3,4,14,15,16,17 | | | 1.684 | 1.600 | 16 | 17 | 6-104430-5 |
| 1,2,3,4,13,14,15,16 | | | 1.584 | 1.500 | 15 | 16 | 6-104430-4 |
| 1,2,3,4,12,13,14,15 | | | 1.484 | 1.400 | 14 | 15 | 6-104430-3 |
| 1,2,3,4,11,12,13,14 | | | 1.384 | 1.300 | 13 | 14 | 6-104430-2 |
| 1,2,3,4,10,11,12,13 | | | 1.284 | 1.200 | 12 | 13 | 6-104430-1 |
| 1,2,3,4,9,10,11,12 | | | 1.184 | 1.100 | 11 | 12 | 6-104430-0 |
| 1,2,3,4,8,9,10,11 | | | 1.084 | 1.000 | 10 | 11 | 5-104430-9 |
| 1,2,3,4,7,8,9,10 | | | .984 | .900 | 9 | 10 | 5-104430-8 |
| 1,2,3,4,6,7,8,9 | | | .884 | .800 | 8 | 9 | 5-104430-7 |
| 1,2,3,4,5,6,7,8 | | | .784 | .700 | 7 | 8 | 5-104430-6 |
| 1,2,3,4,5,6,7 | | | .684 | .600 | 6 | 7 | 5-104430-5 |
| 1,2,3,4,5,6 | | | .584 | .500 | 5 | 6 | 5-104430-4 |
| 1,2,3,4,5 | | | .484 | .400 | 4 | 5 | 5-104430-3 |
| 1,2,3,4 | | | .384 | .300 | 3 | 4 | 5-104430-2 |
| 1,2,3 | | | .284 | .200 | 2 | 3 | 5-104430-1 |
| 1,2,3,4,37,38,39,40 | | | 3.984 | 3.900 | 39 | 40 | 2-104430-7 |
| 1,2,3,4,32,33,34,35 | | | 3.484 | 3.400 | 34 | 35 | 2-104430-6 |
| 1,2,3,4,27,28,29,30 | | | 2.984 | 2.900 | 29 | 30 | 2-104430-5 |
| 1,2,3,4,23,24,25,26 | | | 2.584 | 2.500 | 25 | 26 | 2-104430-4 |
| 1,2,3,4,22,23,24,25 | | | 2.484 | 2.400 | 24 | 25 | 2-104430-3 |
| 1,2,3,4,21,22,23,24 | | | 2.384 | 2.300 | 23 | 24 | 2-104430-2 |
| 1,2,3,4,20,21,22,23 | | | 2.284 | 2.200 | 22 | 23 | 2-104430-1 |
| 1,2,3,4,19,20,21,22 | | | 2.184 | 2.100 | 21 | 22 | 2-104430-0 |
| 1,2,3,4,18,19,20,21 | | | 2.084 | 2.000 | 20 | 21 | 1-104430-9 |
| 1,2,3,4,17,18,19,20 | | | 1.984 | 1.900 | 19 | 20 | 1-104430-8 |
| 1,2,3,4,16,17,18,19 | | | 1.884 | 1.800 | 18 | 19 | 1-104430-7 |
| 1,2,3,4,15,16,17,18 | | | 1.784 | 1.700 | 17 | 18 | 1-104430-6 |
| 1,2,3,4,14,15,16,17 | | | 1.684 | 1.600 | 16 | 17 | 1-104430-5 |
| 1,2,3,4,13,14,15,16 | | | 1.584 | 1.500 | 15 | 16 | 1-104430-4 |
| 1,2,3,4,12,13,14,15 | | | 1.484 | 1.400 | 14 | 15 | 1-104430-3 |
| 1,2,3,4,11,12,13,14 | | | 1.384 | 1.300 | 13 | 14 | 1-104430-2 |
| 1,2,3,4,10,11,12,13 | | | 1.284 | 1.200 | 12 | 13 | 1-104430-1 |
| 1,2,3,4,9,10,11,12 | | | 1.184 | 1.100 | 11 | 12 | 1-104430-0 |
| 1,2,3,4,8,9,10,11 | | | 1.084 | 1.000 | 10 | 11 | 104430-9 |
| 1,2,3,4,7,8,9,10 | | | .984 | .900 | 9 | 10 | 104430-8 |
| 1,2,3,4,6,7,8,9 | | | .884 | .800 | 8 | 9 | 104430-7 |
| 1,2,3,4,5,6,7,8 | | | .784 | .700 | 7 | 8 | 104430-6 |
| 1,2,3,4,5,6,7 | | | .684 | .600 | 6 | 7 | 104430-5 |
| 1,2,3,4,5,6 | | | .584 | .500 | 5 | 6 | 104430-4 |
| 1,2,3,4,5 | | | .484 | .400 | 4 | 5 | 104430-3 |
| 1,2,3,4 | | | .384 | .300 | 3 | 4 | 104430-2 |
| 1,2,3 | | | .284 | .200 | 2 | 3 | 104430-1 |

THIS DRAWING IS A CONTROLLED DOCUMENT. TOLERANCES UNLESS OTHERWISE SPECIFIED: DIMENSIONS IN INCHES: 0 PLC ± .005, 1 PLC ± .005, 2 PLC ± .005, 3 PLC ± .005, 4 PLC ± .005, ANGLES ± .005. MATERIAL: HOUSING-FLAME RETARDANT THERMOPLASTIC COLOR-BLACK POSTS-PHOS BRONZE FINISH: SEE TABLE. WEIGHT: -. CUSTOMER DRAWING. SCALE: 4:1 SHEET 1 OF 1 REV E1.

tyco Electronics Corporation Harrisburg, Pa 17105-3608

HEADER ASSY, MOD II, BREAKAWAY, SINGLE ROW, .100 C/L, RT ANGLE, .025 SQ POSTS, WITH HOLD-DOWN CONFIG

SIZE: A1 CAGE CODE: 00779 DRAWING NO: 104430 RESTRICTED TO: -