THIS DRAWING IS UNPUBLISHED. RELEASED FOR PUBLICATION -,- .
© COPYRIGHT - By - ALL RIGHTS RESERVED.

LOC	DIST
H	—

REVISIONS

P	LTR	DESCRIPTION	DATE	DWN	APVD
	A	INITIAL RELEASE	15MAR11	RK	MKO

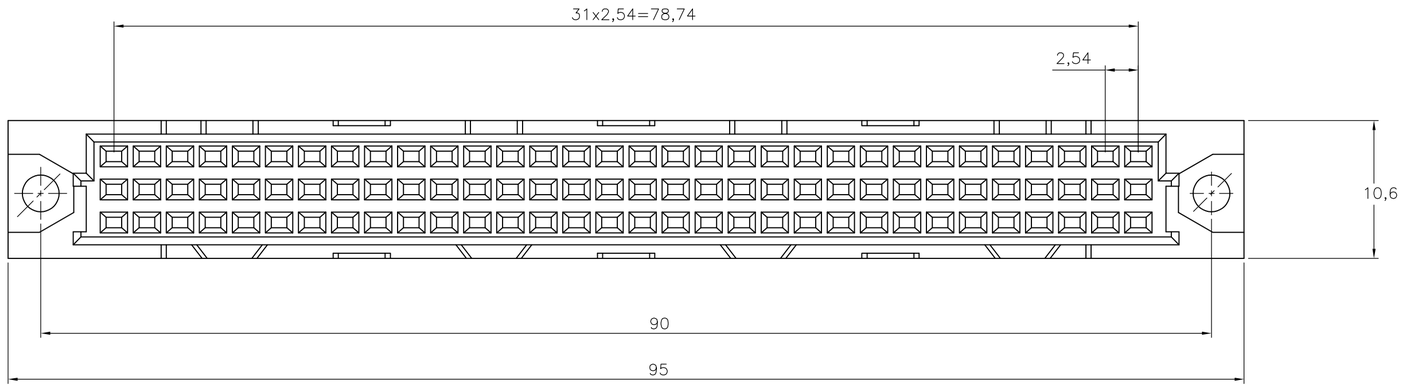

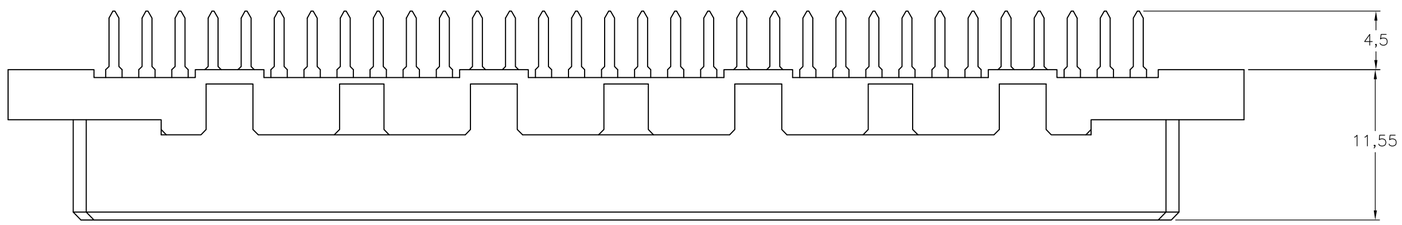

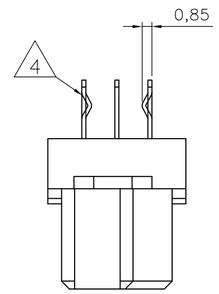

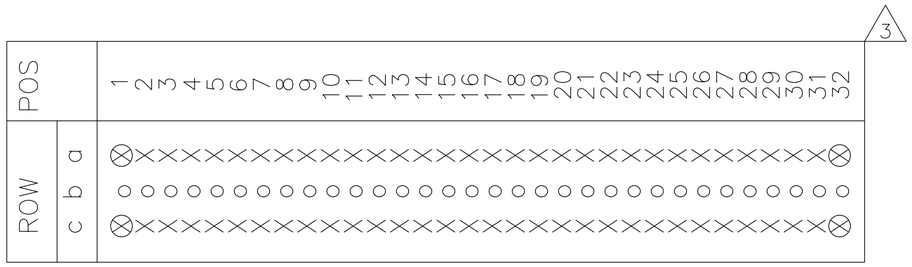

NOTE:

1. HOUSING: GLASS FILLED THERMOPLASTIC
   CONTACTS: COPPER ALLOY
2. PLATING:
   CONTACT AREA: PERFORMANCE LEVEL 2 ACC. TO DIN 41612
   SOLDERING AREA: TIN OVER NICKEL
3. CONTACT ARRANGEMENTS:
   AN ASTERISK "X" DENOTES A SIGNAL CONTACT.
   AN ASTERISK "⊗" DENOTES KINKED A SIGNAL CONTACT.
4. KINKED POSTS
5. SOLDER POSTS SUITABLE FOR 1,0 NOM. P.C.B. HOLES
6. CONNECTOR PRINTED WITH PARTNUMBER AND DATECODE

WITH	2	1	2173046-4
4	FINISH	MATERIAL	TE PARTNUMBER

THIS DRAWING IS A CONTROLLED DOCUMENT.

DIMENSIONS: mm

TOLERANCES UNLESS OTHERWISE SPECIFIED:
0 PLC ± -
1 PLC ± -
2 PLC ± -
3 PLC ± -
4 PLC ± -
ANGLES ± -

MATERIAL -
FINISH -

DWN RAVINDRA K 15MAR11
CHK MARCIN KOMAR 07APR11
APVD STEFAN HABERSTROH 07APR11
PRODUCT SPEC —
APPLICATION SPEC —
WEIGHT —

TE Connectivity

NAME
64P.IEC-C FEM.CONN.
ACC. DIN 41612 WITH SOLDER POSTS
2,4 - 3,2mm P.C.BOARD THICKNESS

SIZE	CAGE CODE	DRAWING NO	RESTRICTED TO
A2	00779	C-2173046	—

CUSTOMER DRAWING | SCALE NTS | SHEET 1 OF 1 | REV A

2173046

1471-9 (3/11)