

## SP 4/ 1-R


Order No.: 3042816

Illustration shows versions of the SP 4/1-... connector in various colors

<http://eshop.phoenixcontact.de/phoenix/treeViewClick.do?UID=3042816>

Connectors, Type of connection: Spring-cage connection, Number of positions: 1, Cross section: 0.08 mm<sup>2</sup> - 6 mm<sup>2</sup>, AWG 28 - 10, Width: 6.2 mm, Height: 41.5 mm, Color: gray

### Commercial data

|                          |  |
|--------------------------|--|
| GTIN (EAN)               | <br>4 017918 956110 |
| sales group              | A671   |
| Pack                     | 50 pcs.  |
| Customs tariff           | 85366990   |
| Catalog page information | Page 287 (CL-2009)   |

### Product notes

WEEE/RoHS-compliant since:  
01/01/2003

<http://www.download.phoenixcontact.com>  
Please note that the data given here has been taken from the online catalog. For comprehensive information and data, please refer to the user documentation. The General Terms and Conditions of Use apply to Internet downloads.

### Technical data

#### Dimensions

|        |         |
|--------|---------|
| Width  | 6.2 mm  |
| Length | 21 mm   |
| Height | 41.5 mm |

**Technical data**

|                                  |   |
|----------------------------------|---|
| Maximum load current             | 32 A (with 6 mm <sup>2</sup> conductor cross section) |
| Rated surge voltage              | 8 kV  |
| Pollution degree                 | 3   |
| Surge voltage category           | III   |
| Insulating material group        | I   |
| Connection in acc. with standard | IEC 61984   |
| Nominal current I <sub>N</sub>   | 32 A  |
| Nominal voltage U <sub>N</sub>   | 800 V   |
| Open side panel                  | nein  |
| Number of positions              | 1   |

**Connection data**

|   |                        |
|---|------------------------|
| Conductor cross section solid min.  | 0.08 mm <sup>2</sup>   |
| Conductor cross section solid max.  | 6 mm <sup>2</sup>      |
| Conductor cross section stranded min.   | 0.08 mm <sup>2</sup>   |
| Conductor cross section stranded max.   | 4 mm <sup>2</sup>      |
| Conductor cross section AWG/kcmil min.  | 28                     |
| Conductor cross section AWG/kcmil max   | 10                     |
| Conductor cross section stranded, with ferrule without plastic sleeve min.              | 0.14 mm <sup>2</sup>   |
| Conductor cross section stranded, with ferrule without plastic sleeve max.              | 4 mm <sup>2</sup>      |
| Conductor cross section stranded, with ferrule with plastic sleeve min.                 | 0.14 mm <sup>2</sup>   |
| Conductor cross section stranded, with ferrule with plastic sleeve max.                 | 4 mm <sup>2</sup>      |
| 2 conductors with same cross section, stranded, TWIN ferrules with plastic sleeve, min. | 0.5 mm <sup>2</sup>    |
| 2 conductors with same cross section, stranded, TWIN ferrules with plastic sleeve, max. | 1 mm <sup>2</sup>      |
| Type of connection  | Spring-cage connection |
| Stripping length  | 10 mm                  |
| Internal cylindrical gage   | A4                     |

**Certificates / Approvals**

Certification

CB, CSA, CUL, UL, VDE-PZI

---

**Accessories**

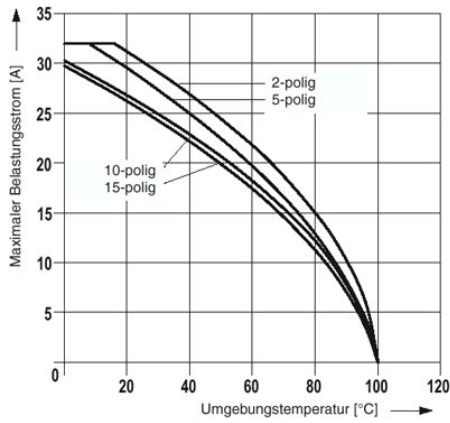
| Item            | Designation | Description   |
|-----------------|-------------|---|
| <b>Assembly</b> |             |   |
| 3040559         | PR          | Latching, Number of positions: 1, Color: orange     |
| 3040630         | PR/2        | Latching, Number of positions: 2, Color: orange     |
| 3040614         | PRZ         | Latching, Number of positions: 2, Color: orange     |
| 3040591         | PSH 3- 6    | Test plugs, Color: black                            |
| 3040601         | PSH 5-10    | Test plugs, Color: black                            |
| 3040627         | PZ/2        | Strain relief, Number of positions: 2, Color: black |
| 3040643         | PZ/4        | Strain relief, Number of positions: 4, Color: black |

**Marking**

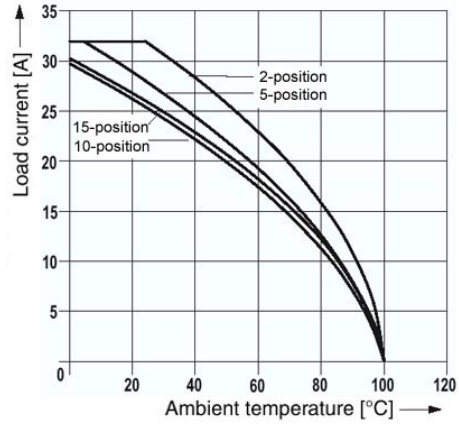
|         |                        |  |
|---------|------------------------|--|
| 1051993 | B-STIFT                | Marker pen, for manual labeling of unprinted Zack strips, smear-proof and waterproof, line thickness 0.5 mm                            |
| 0808671 | ZBF 5,LGS:FORTL.ZAHLEN | Zack marker strip, flat, printed horizontally: 10-section, with the numbers 1 - 10, 11 - 20, and so on up to 491 - 500, color: white   |
| 0808642 | ZBF 5:UNBEDRUCKT       | Zack strip, flat, unprinted: 10-section, for individual labeling with M-PEN or ZBF-T, sufficient for 100 terminal blocks, color: white |

**Diagrams/Drawings**

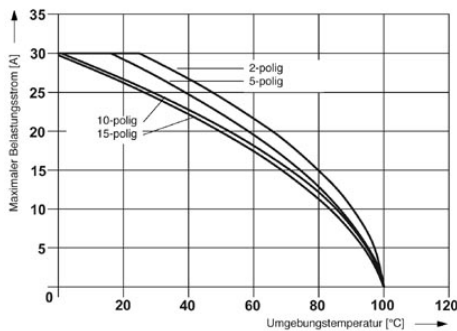
Diagram



Derating curve for spring-cage terminals ST 4/1P.. and ST 4/2P.. with all plug versions SP 4/... . The derating curves are determined by multiplying the values of the base curves by the factor 0.8.



Derating curve for the spring-cage terminal with all plug versions SP 4/... .



Derating curve for ST 4/ 1P and for all plug versions SP... .

Circuit diagram



**Address**

PHOENIX CONTACT Deutschland GmbH  
Flachmarktstr. 8  
32825 Blomberg, Germany  
Phone +49 5235 3 12000  
Fax +49 5235 3 41200  
<http://www.phoenixcontact.de>



© 2011 Phoenix Contact  
Technical modifications reserved;