

Multilayer Ceramic Capacitors for High Frequency Applications

UVK105CG010BW-F



■ Features

- Item Summary
1pF±0.1pF, 50V,
C0G/CG, 0402/1005 (EIA/JIS)
- Lifecycle Stage
Mass Production
- Standard packaging quantity (minimum)
Taping paper 10000pcs

■ Products characteristics table

Capacitance	1 pF ± 0.1pF
Case Size (EIA/JIS)	0402/1005
Rated Voltage	50 V
Q (min)	300 at 1GHz
Temperature Characteristic (EIA)	C0G
Operating Temp. Range (EIA)	-55 to +125 °C
Temperature Characteristic (JIS)	CG
Operating Temp. Range (JIS)	-55 to +125 °C
Temperature Characteristic	0 ±30 ppm/°C
High Temperature Loading (% Rated Voltage)	200 %
Insulation Resistance (min)	10 GΩ
RoHS2 Compliance (10 subst.)	Yes
REACH Compliance (173 subst.)	Yes
Halogen Free	Yes
Soldering	Reflow

■ External Dimensions

Dimension L	1.0 ±0.05 mm
Dimension W	0.5 ±0.05 mm
Dimension T	0.5 ±0.05 mm
Dimension e	0.25 ±0.10 mm

2017.04.30

The data is reference only. Electrical characteristics vary depending on environment or measurement condition.
 TAIYO YUDEN reserves the right to make change to the Date at any time without notice.
 Before making final selection, please check product specification.

Multi Layer Ceramic Capacitor

-Electrical Characteristics Data-

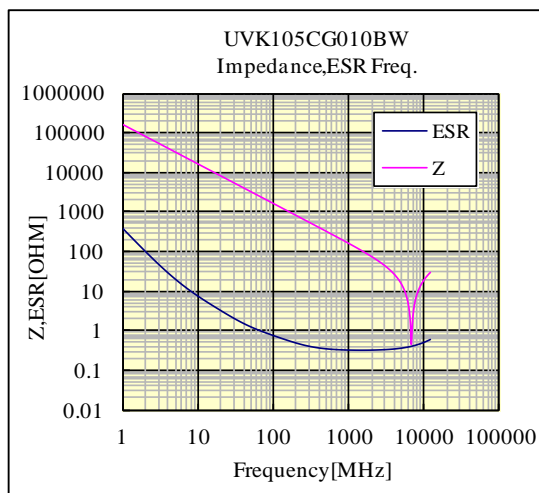
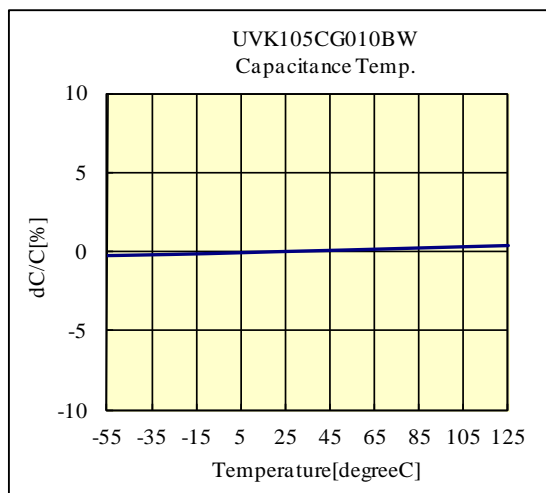
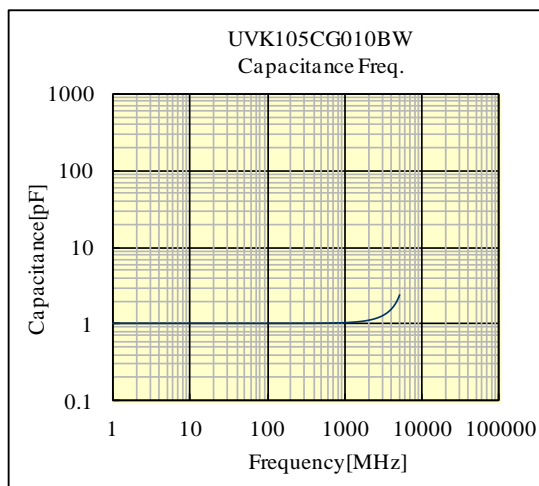
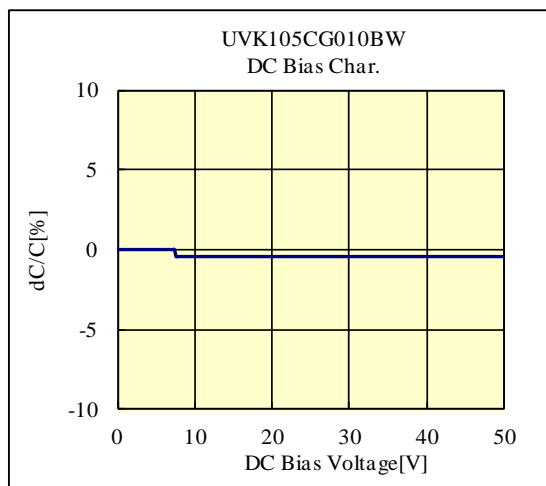
16RVD08

RoHS compliance product

○UVK105CG010BW

50V 1005 CG/C0G 1pF +/- 0.1pF t=0.55mmMAX

50V 0402 CG/C0G 1pF +/- 0.1pF t=0.022inchMAX



部品特性は設置環境、測定条件等により変化する場合があります。本データをご使用される際は実際の製品特性に対する参考データとしてご利用ください。また、本データは予告無く追加・削除及び変更を行う場合があります。ご注文の際は、納入仕様書のご確認をお願いします。

The data is reference only. Electrical characteristics vary depending on environment or measurement condition.

TAIYO YUDEN reserves the right to make change to the data at any time without notice.

Before making final selection, please check product specification.