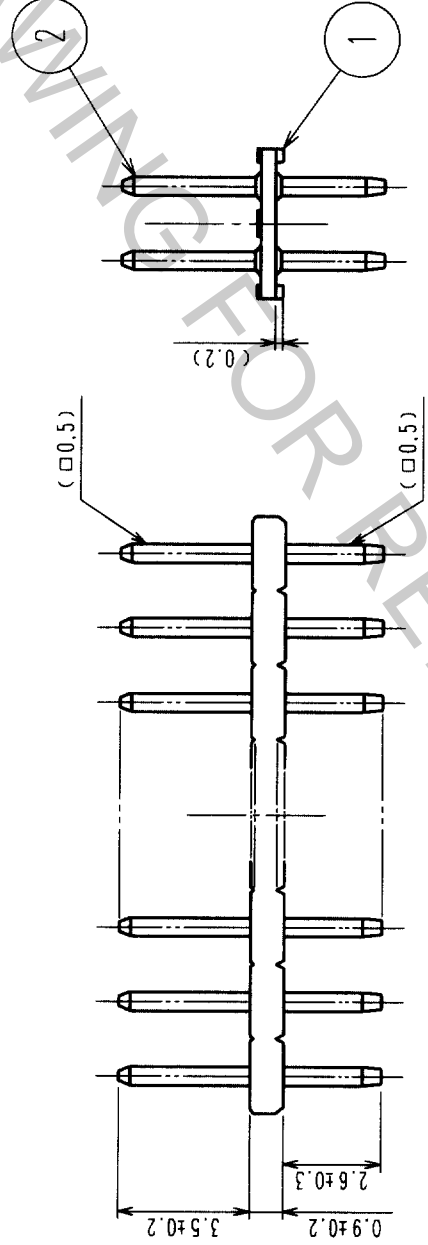
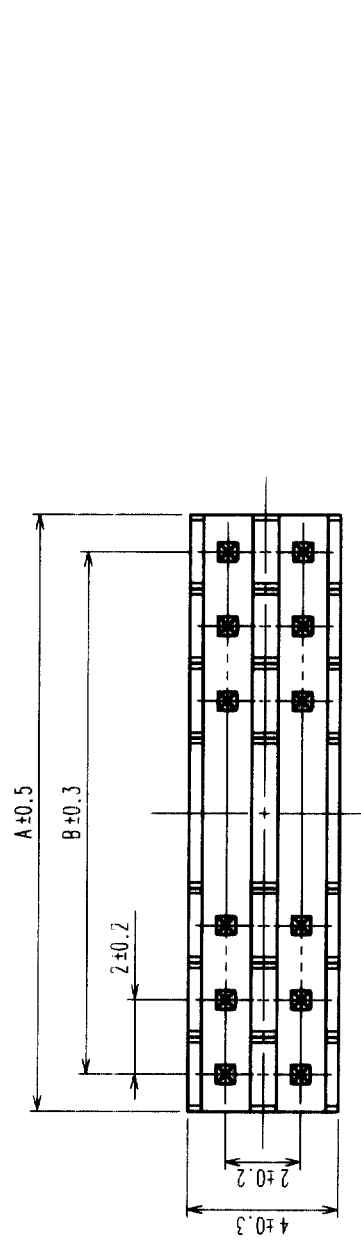
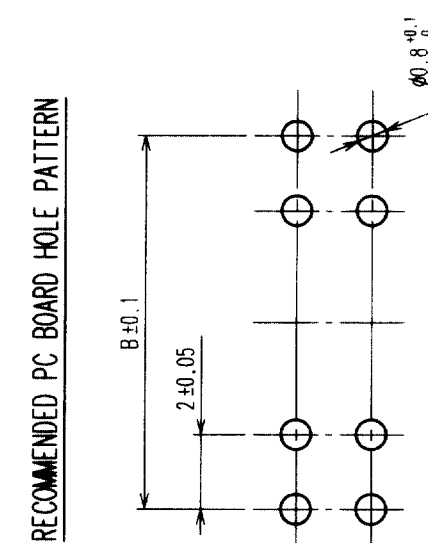


COUNT	DESCRIPTION OF REVISIONS	BY	CHKD	DATE	COUNT	DESCRIPTION OF REVISIONS	BY	CHKD	DATE



PART No.	CODE No.	A	B
A3C- 2P-2DSA	621-0601-0	2	2
A3C- 4P-2DSA	621-0602-3	4	4
A3C- 6P-2DSA	621-0603-6	6	6
A3C- 8P-2DSA	621-0604-9	8	8
A3C-10P-2DSA	621-0605-1	10	10
A3C-12P-2DSA	621-0606-4	12	12
A3C-14P-2DSA	621-0607-7	14	14
A3C-16P-2DSA	621-0608-0	16	16
A3C-18P-2DSA	621-0609-2	18	18
A3C-20P-2DSA	621-0610-1	20	20
A3C-22P-2DSA	621-0611-4	22	22
A3C-24P-2DSA	621-0612-7	24	24
A3C-26P-2DSA	621-0613-0	26	26
A3C-28P-2DSA	621-0614-2	28	28
A3C-32P-2DSA	621-0615-5	32	32
A3C-44P-2DSA	621-0622-0	44	44
A3C-48P-2DSA	621-0625-9	48	48
A3C-50P-2DSA	621-0628-7	50	48

1	POLYAMIDE	BLACK	UL94V-0	2	BRASS	CONTACT AREA : GOLD 0.2μm DIP AREA : GOLD FLASH UNDER PLATING : NICKEL 2μm
NO.	MATERIAL	FINISH, REMARKS	NO.	MATERIAL	FINISH, REMARKS	
CODE NO. (OLD)	CL		DRAWN	DESIGNED	CHECKED	APPROVED
			S. SUZUKI	H. Nakamura		H. Okawa
			03.12.10	03.12.10	03.12.10	03.12.10
DRAWING NO. EDC3-082570			PART NO. A3C-**P-2DSA			
SCALE FREE			CODE NO. CL621			
UNITS mm			HIROSE ELECTRIC CO., LTD			

NOTE 1 NUMBER OF CONTACTS.  
2 THE DIMENSIONS IN PARENTHESES ARE FOR REFERENCE.

TO	
PCK	