



## STTBS 4-PV

Order No.: 3035085



<http://eshop.phoenixcontact.de/phoenix/treeViewClick.do?UID=3035085>

Feed-through modular terminal block, Cross section: 0.08 mm<sup>2</sup> - 6 mm<sup>2</sup>, AWG: 28 - 10, Connection type: Spring-cage connection, Width: 6.2 mm, Color: gray, Mounting type: NS 35/7.5, NS 35/15

Commercial data	
GTIN (EAN)	 4 046356 053525
sales group	A632
Pack	50 pcs.
Customs tariff	85369010
Catalog page information	Page 149 (CL-2009)

### Product notes

WEEE/RoHS-compliant since:  
01/01/2005



<http://www.download.phoenixcontact.com>  
Please note that the data given here has been taken from the online catalog. For comprehensive information and data, please refer to the user documentation. The General Terms and Conditions of Use apply to Internet downloads.

Technical data	
<b>General</b>	
Number of levels	2
Number of connections	4
Color	gray
Insulating material	PA

Inflammability class acc. to UL 94	V0
<b>Dimensions</b>	
Width	6.2 mm
Length	92.4 mm
Height NS 35/7.5	55 mm
Height NS 35/15	62.5 mm
<b>Technical data</b>	
Rated surge voltage	6 kV
Pollution degree	3
Surge voltage category	III
Insulating material group	I
Connection in acc. with standard	IEC 60947-7-1
Nominal current $I_N$	28 A (the maximum load current must not be exceeded by the total current of all connected conductors)
Nominal voltage $U_N$	500 V
<b>Connection data</b>	
Conductor cross section solid min.	0.08 mm <sup>2</sup>
Conductor cross section solid max.	6 mm <sup>2</sup>
Conductor cross section stranded min.	0.08 mm <sup>2</sup>
Conductor cross section stranded max.	4 mm <sup>2</sup>
Conductor cross section AWG/kcmil min.	28
Conductor cross section AWG/kcmil max	10
Conductor cross section stranded, with ferrule without plastic sleeve min.	0.14 mm <sup>2</sup>
Conductor cross section stranded, with ferrule without plastic sleeve max.	4 mm <sup>2</sup>
Conductor cross section stranded, with ferrule with plastic sleeve min.	0.14 mm <sup>2</sup>
Conductor cross section stranded, with ferrule with plastic sleeve max.	4 mm <sup>2</sup>
2 conductors with same cross section, stranded, TWIN ferrules with plastic sleeve, min.	0.5 mm <sup>2</sup>
2 conductors with same cross section, stranded, TWIN ferrules with plastic sleeve, max.	1 mm <sup>2</sup>
Type of connection	Spring-cage connection
Stripping length	10 mm

**Certificates / Approvals**

Certification

ABS, BV, CUL, DNV, GL, KR, LR, NK, UL

**Accessories**

Item	Designation	Description
<b>Assembly</b>		
3030747	ATP-STTB 4	Partition plate, Length: 88.7 mm, Width: 2 mm, Height: 53 mm, Color: gray
3022218	CLIPFIX 35	Snap-on end bracket, for 35 mm NS 35/7.5 or NS 35/15 DIN rail, can be fitted with Zack strip ZB 8 and ZB 8/27, terminal strip marker KLM 2 and KLM, width: 9.5 mm, color: gray
3022276	CLIPFIX 35-5	Snap-on end bracket, for NS 35/7.5 or NS 35/15 DIN rail, can be fitted with Zack strip ZB 5 and ZBF 5, terminal strip marker KLM 2 and KLM, parking facility for FBS...5, FBS...6, KSS 5, KSS 6, width: 5,15 mm, color: gray
3035098	D-STTBS 4	End cover, Length: 92.4 mm, Width: 2.2 mm, Color: gray
1201442	E/UK	End clamp, for assembly on NS 32 or NS 35/7.5 DIN rail
0801762	NS 35/ 7,5 CU UNPERF 2000MM	DIN rail, material: Copper, unperforated, height 7.5 mm, width 35 mm, length: 2 m
0801733	NS 35/ 7,5 PERF 2000MM	DIN rail, material: Steel, galvanized and passivated with a thick layer, perforated, height 7.5 mm, width 35 mm, length: 2 m
0801681	NS 35/ 7,5 UNPERF 2000MM	DIN rail, material: Steel, unperforated, height 7.5 mm, width 35 mm, length: 2 m
1201756	NS 35/15 AL UNPERF 2000MM	DIN rail, deep-drawn, high profile, unperforated, 1.5 mm thick, material: Aluminum, height 15 mm, width 35 mm, length 2 m
1201895	NS 35/15 CU UNPERF 2000MM	DIN rail, material: Copper, unperforated, 1.5 mm thick, height 15 mm, width 35 mm, length: 2 m
1201730	NS 35/15 PERF 2000MM	DIN rail, material: Steel, perforated, height 15 mm, width 35 mm, length: 2 m
1201714	NS 35/15 UNPERF 2000MM	DIN rail, material: Steel, unperforated, height 15 mm, width 35 mm, length: 2 m
1201798	NS 35/15-2,3 UNPERF 2000MM	DIN rail, material: Steel, unperforated, 2.3 mm thick, height 15 mm, width 35 mm, length: 2 m

**Bridges**

3030336	FBS 2-6	Plug-in bridge, Number of positions: 2, Color: red
3030242	FBS 3-6	Plug-in bridge, Number of positions: 3, Color: red
3030255	FBS 4-6	Plug-in bridge, Number of positions: 4, Color: red
3030349	FBS 5-6	Plug-in bridge, Number of positions: 5, Color: red
3030271	FBS 10-6	Plug-in bridge, Number of positions: 10, Color: red
3030365	FBS 20-6	Plug-in bridge, Number of positions: 20, Color: red
3032224	FBS 50-6	Plug-in bridge, Number of positions: 50, Color: red

**Marking**

3030954	WST 4	Warning cover, 5-pos., for terminal width: 6.2 mm
---------	-------	---

**Plug/Adapter**

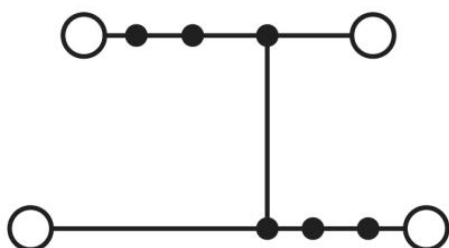
3002885	ISH 4/0,5	Insulating sleeve, Color: gray
3002898	ISH 4/1,0	Insulating sleeve, Color: black
3030925	PAI-4	Test adapter, Color: gray
3030996	PS-6	Test adapter, Color: red

**Tools**

1204517	SZF 1-0,6X3,5	Actuation tool, for ST terminal blocks, also suitable for use as a bladed screwdriver, size: 0.6 x 3.5 x 100 mm, 2-component grip, with non-slip grip
---------	---------------	---

**Diagrams/Drawings**

Circuit diagram



STTBS 4-PV Order No.: 3035085

<http://eshop.phoenixcontact.de/phoenix/treeViewClick.do?UID=3035085>

---

**Address**

PHOENIX CONTACT Deutschland GmbH  
Flachmarktstr. 8  
32825 Blomberg, Germany  
Phone +49 5235 3 12000  
Fax +49 5235 3 41200  
<http://www.phoenixcontact.de>



© 2011 Phoenix Contact  
Technical modifications reserved;