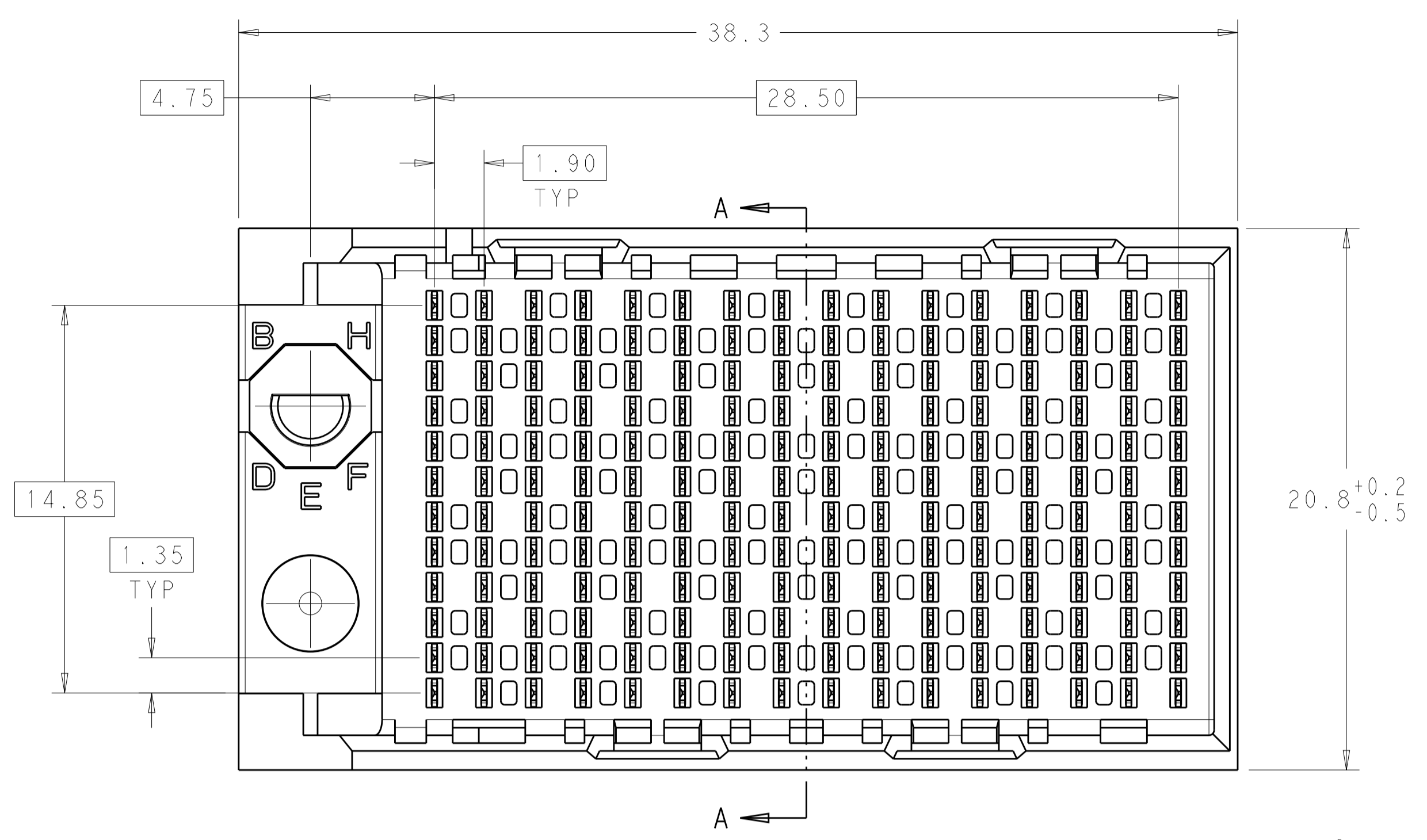
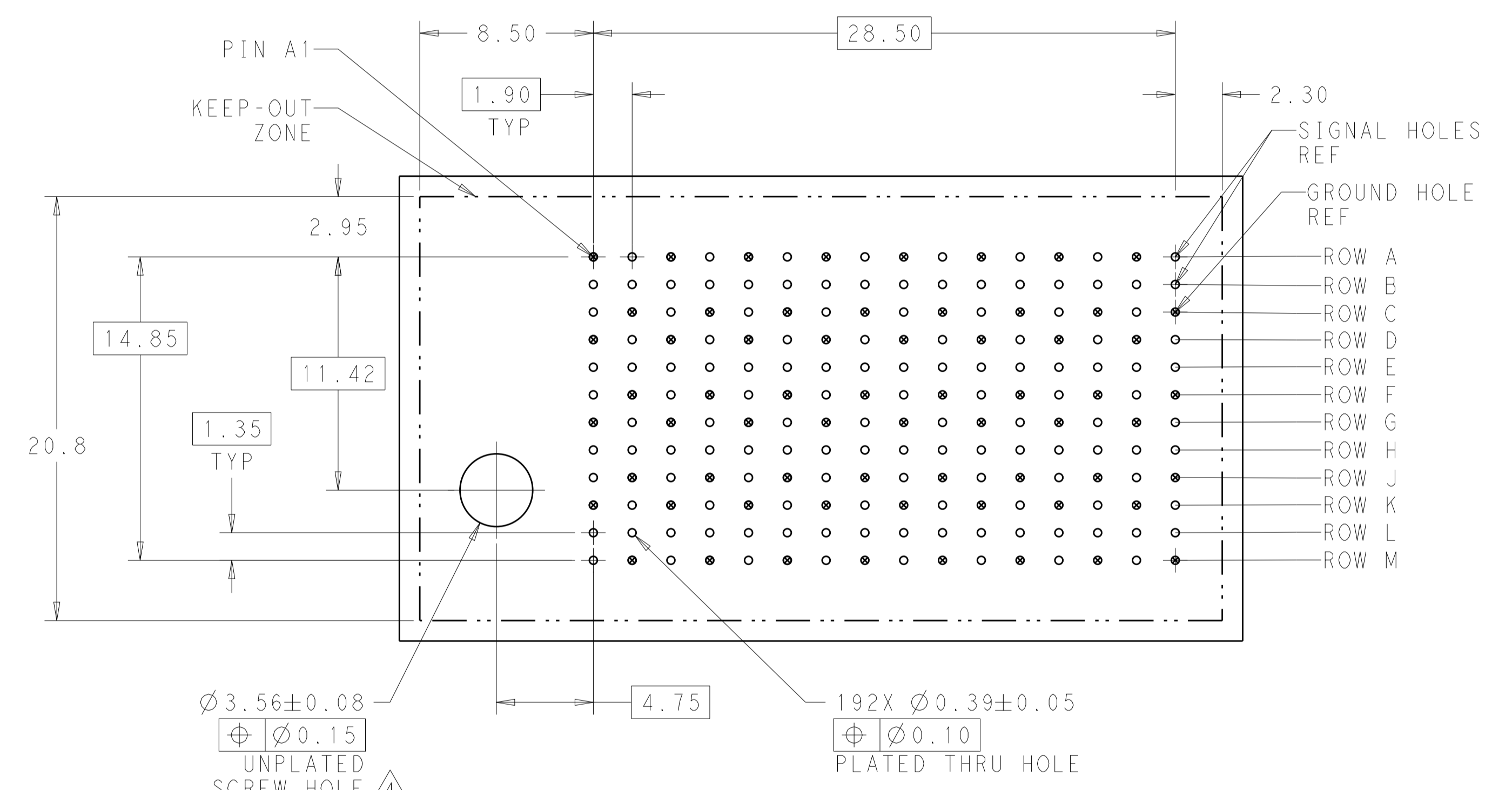
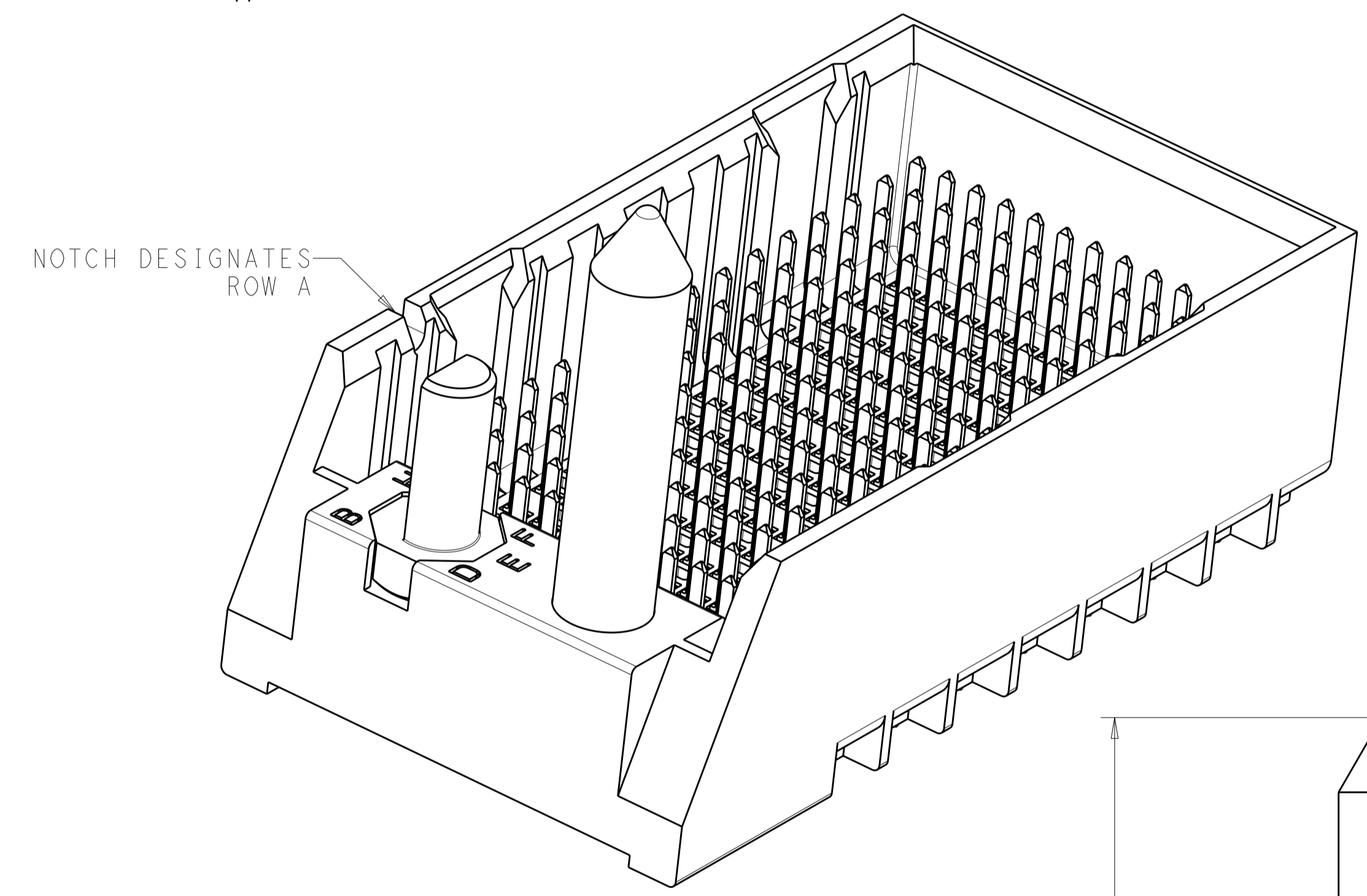


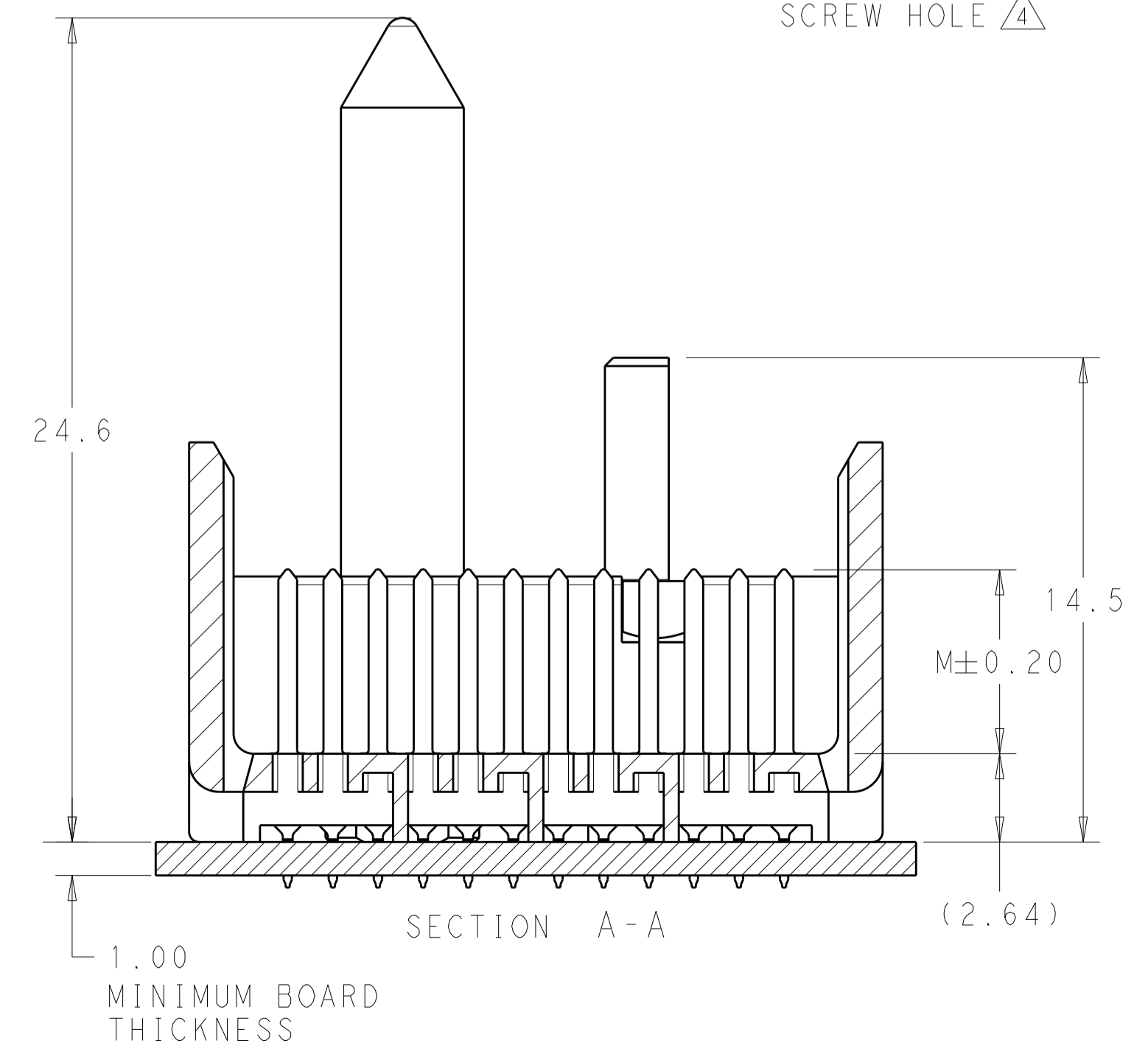
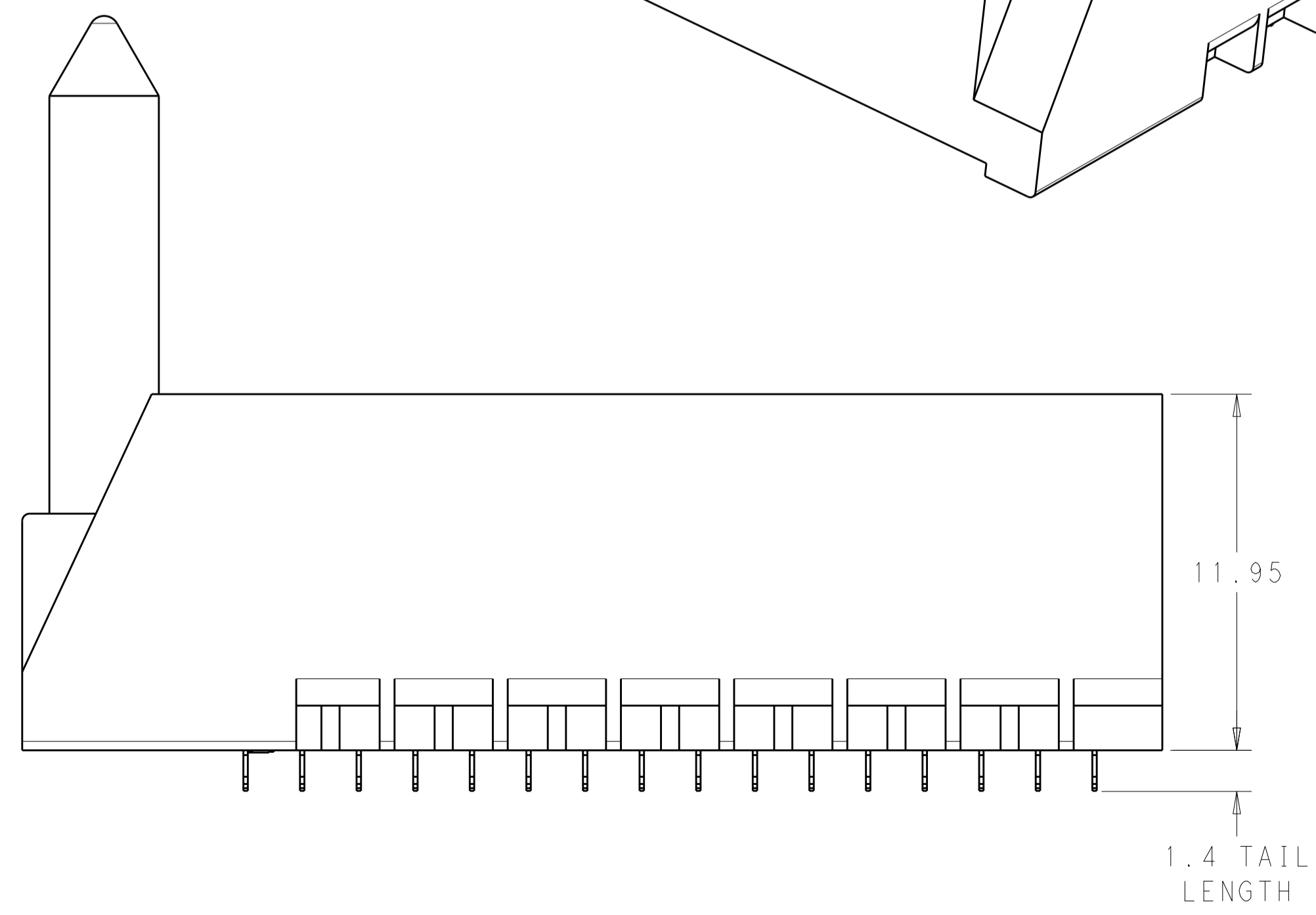
LOC	DIST	REVISIONS			
P	LTN	DESCRIPTION	DATE	DWN	APVD
B1		REVISED PER ECO-15-001494	05FEB2014	AP	DD



- △ MATERIAL:
HOUSING: LCP, GLASS FILLED, UL94V-0.
TERMINALS: HIGH PERFORMANCE COPPER ALLOY.
- △ FINISH:
30μ" MIN GOLD IN CONTACT AREA. SELECTIVE TIN ON PCB TAILS, NICKEL OVERALL.
- 3. SCREWS PACKAGED IN END OF PACKAGING TUBE.
- △ FOR GROUNDED GUIDE PIN USE Ø3.56±0.08 PTH, Ø3.66 DRILL, AND Ø6.5 PAD.
- 5. KEYING PIN SHOWN IN POSITION A, SEE KEYING CHART ON SHEET 2 FOR OTHER POSITIONS.



LEFT GUIDED BACKPLANE HOLE PATTERN (CONNECTOR SIDE)

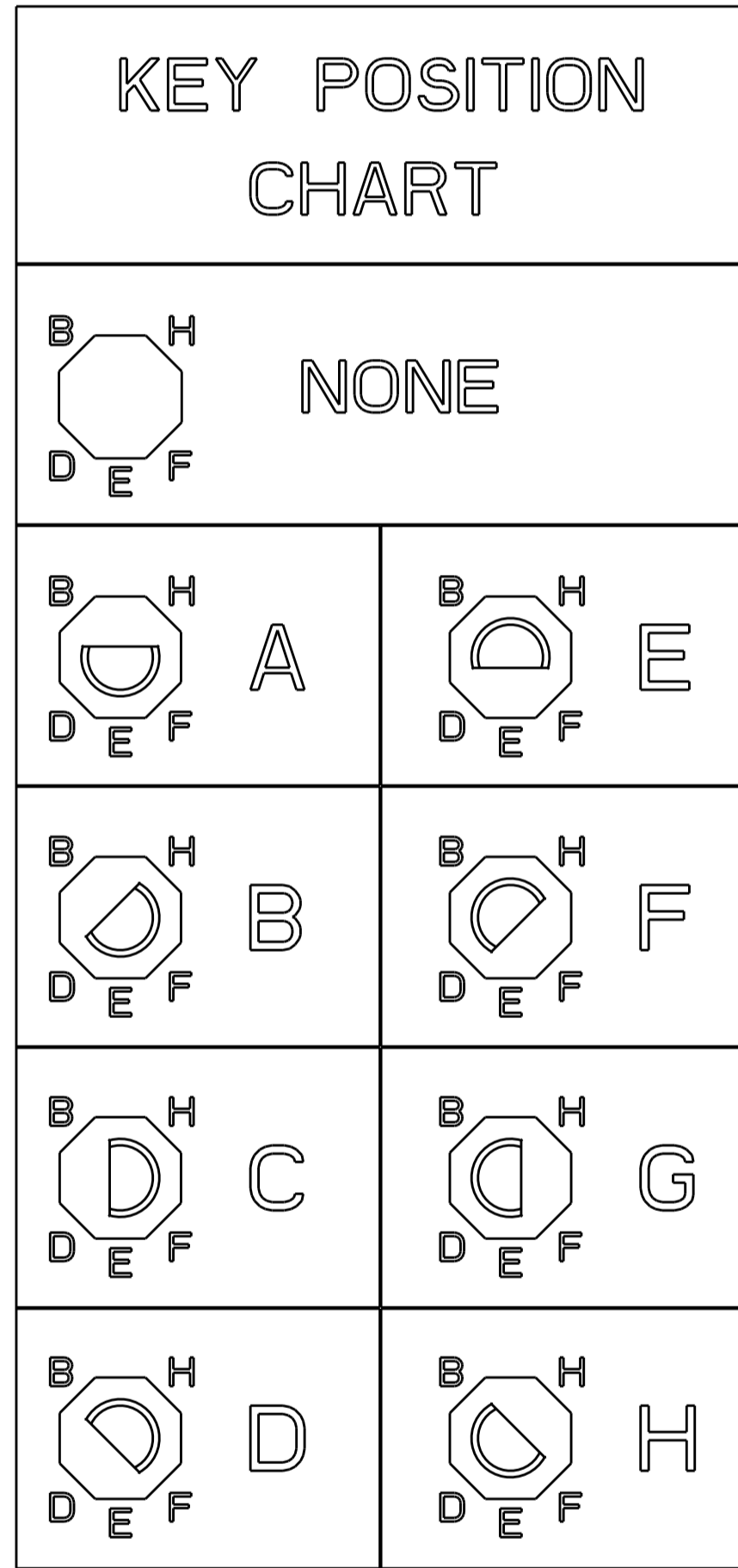


THIS DRAWING IS A CONTROLLED DOCUMENT.		DWN: J. K. SHOBER 13JAN2011	TE Connectivity
DIMENSIONS: mm		CHK: J. EARY 13JAN2011	
TOLERANCES UNLESS OTHERWISE SPECIFIED:		APVD: J. EARY 13JAN2011	NAME: IMPACT, 4 PAIR, 16 COLUMN, HEADER LEFT GUIDED, RIGHT END WALL SIGNAL MODULE, 0.39 PTH
0 PLC ±0.25 1 PLC ±0.13 2 PLC ±0.13 3 PLC ±0.13 4 PLC ±0.13 ANGLES ±0.13		PRODUCT SPEC	
MATERIAL: SEE TABLE		APPLICATION SPEC	SIZE: A100779C=2007827
FINISH: SEE TABLE		WEIGHT	RESTRICTED TO
CUSTOMER DRAWING		SCALE: 6:1	SHEET 1 OF 2 REV: B1

LOC	DIST	REV	DATE	DESCRIPTION	DATE	BY	APPD
AD	00			SEE SHEET 1			

	H	5.5	8-2007827-3
	H	4.9	8-2007827-2
	H	4.5	8-2007827-1
	G	5.5	7-2007827-3
	G	4.9	7-2007827-2
	G	4.5	7-2007827-1
	F	5.5	6-2007827-3
	F	4.9	6-2007827-2
	F	4.5	6-2007827-1
	E	5.5	5-2007827-3
	E	4.9	5-2007827-2
	E	4.5	5-2007827-1
	D	5.5	4-2007827-3
	D	4.9	4-2007827-2
	D	4.5	4-2007827-1
	C	5.5	3-2007827-3
	C	4.9	3-2007827-2
	C	4.5	3-2007827-1
	B	5.5	2-2007827-3
	B	4.9	2-2007827-2
	B	4.5	2-2007827-1
	A	5.5	1-2007827-3
	A	4.9	1-2007827-2
	A	4.5	1-2007827-1
	-	5.5	2007827-3
	-	4.9	2007827-2
	-	4.5	2007827-1
FINISH	KEY POSITION	DIM M	PART NUMBER

REFER TO WWW.TE.COM
FOR PRODUCT AVAILABILITY



THIS DRAWING IS A CONTROLLED DOCUMENT.		DWN J. K. SHOBER 13JAN2011 CHK J. EARY 13JAN2011 APVD J. EARY 13JAN2011	
DIMENSIONS: mm 	TOLERANCES UNLESS OTHERWISE SPECIFIED: 0 PLC ±0.25 1 PLC ±0.13 2 PLC ±0.13 3 PLC ±0.13 4 PLC ±0.13 ANGLES ±0.5°	PRODUCT SPEC APPLICATION SPEC MATERIAL FINISH SEE TABLE	NAME IMPACT, 4 PAIR, 16 COLUMN, HEADER LEFT GUIDED, RIGHT END WALL SIGNAL MODULE, 0.39 PTH SIZE CAGE CODE DRAWING NO A100779C=2007827 RESTRICTED TO CUSTOMER DRAWING
		WEIGHT	SCALE 5:1 SHEET 2 OF 2 REV B1