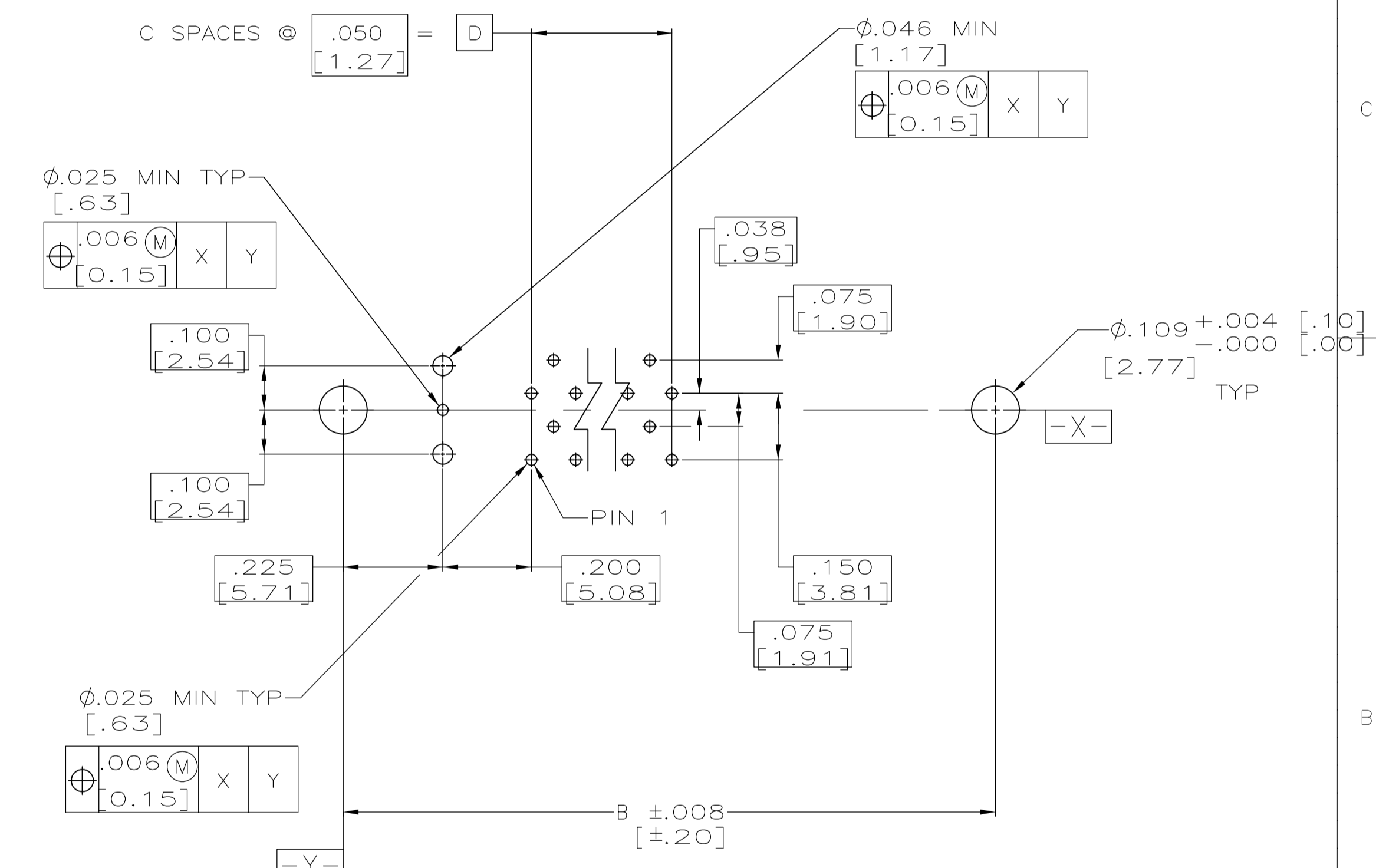
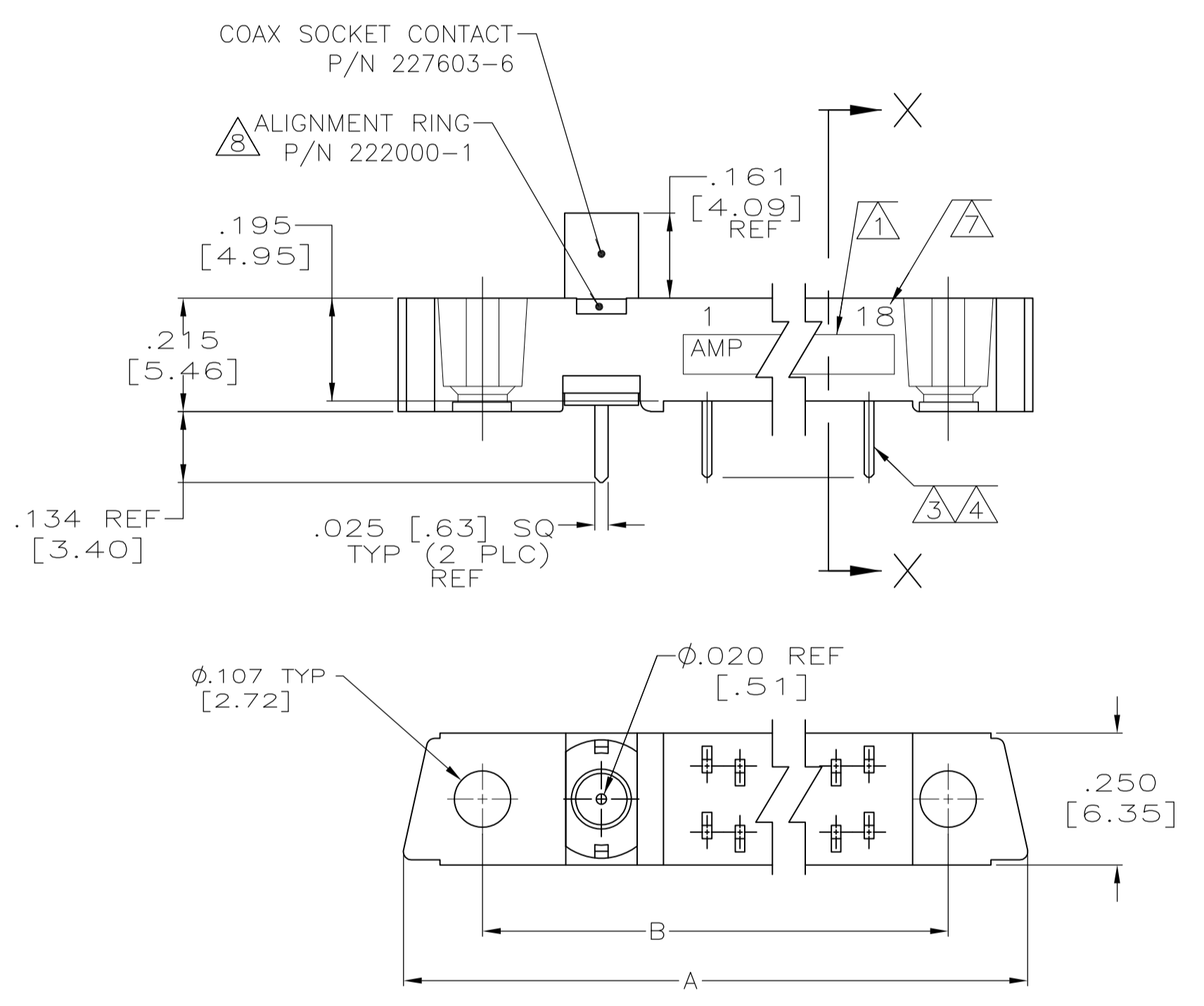
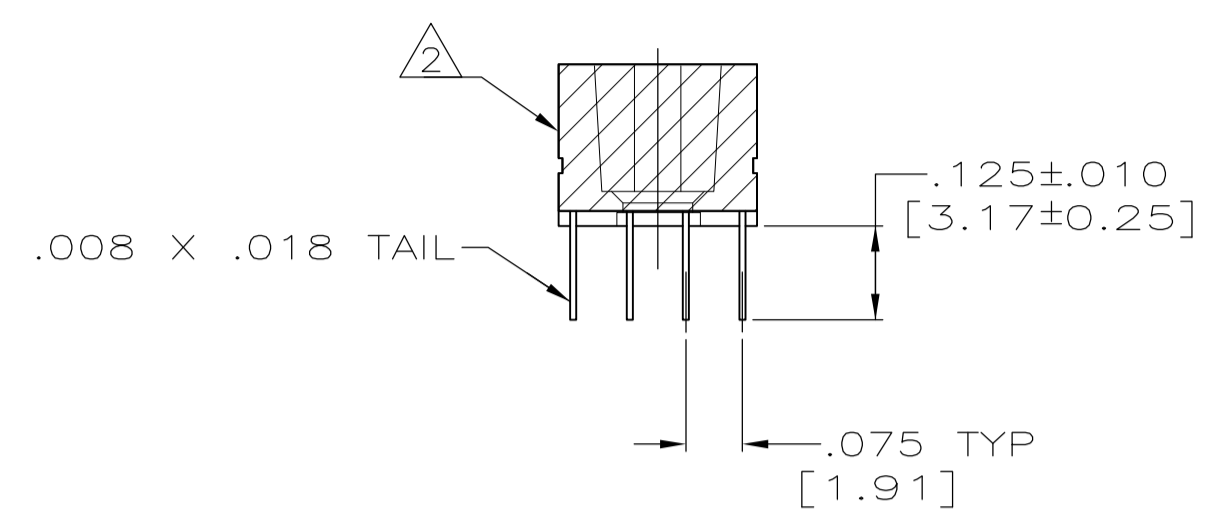
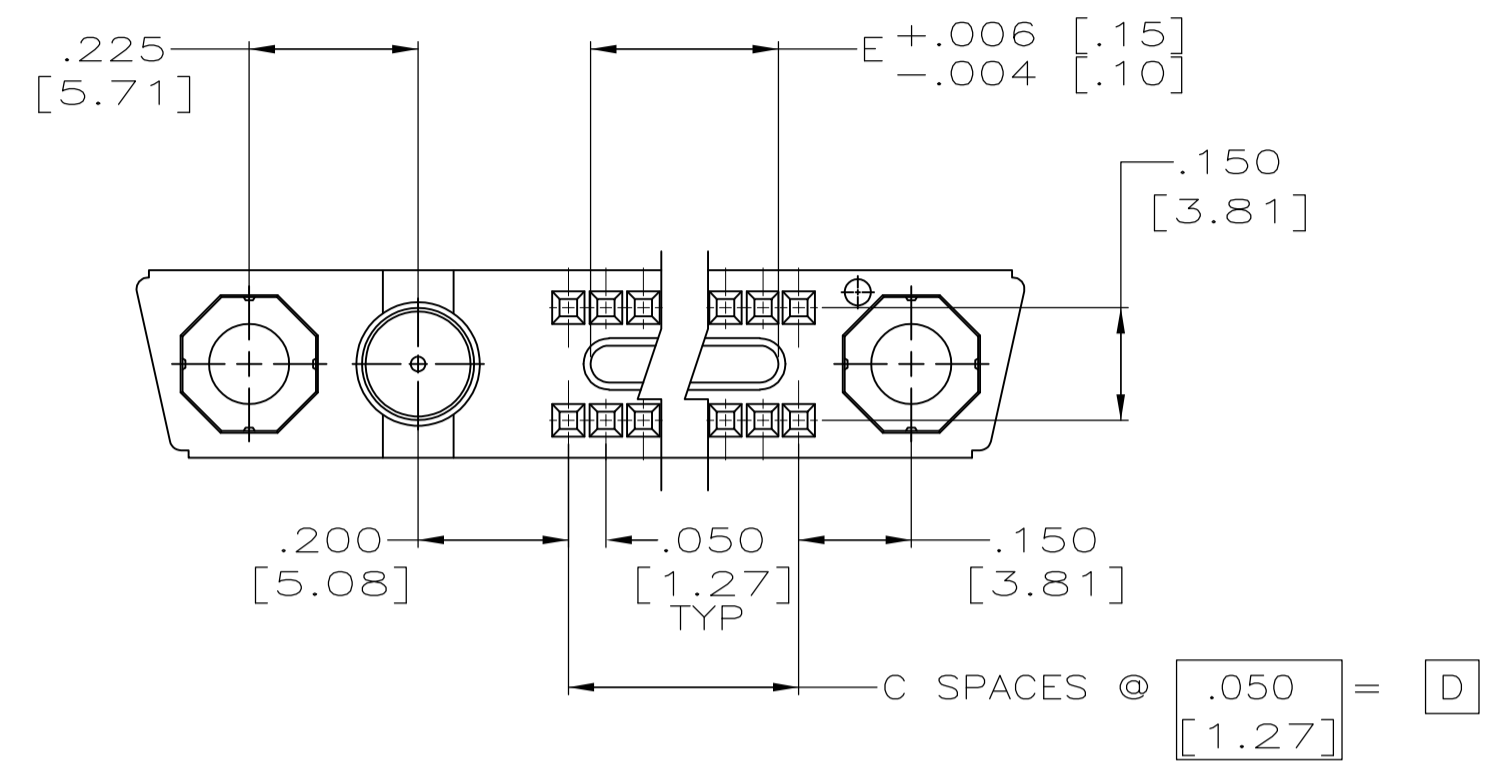


LOC		DIST		REVISIONS			
P	LTR	DESCRIPTION	DATE	DWN	APVD		
D	REV PER ECO	08-009720	27MAY08	PY	JW		



- 1 AMP, AMP PART NO. AND DATE CODE MARKED IN THIS APPROXIMATE AREA.
- 2 HOUSING MATERIAL: LIQUID CRYSTAL POLYMER PER MIL-M-24519, GLCP-30F; COLOR: GRAY.
- 3 CONTACT: MATERIAL = PHOS BRONZE
- 4 PLATED .000030 GOLD IN THE CONTACT AREA, .000100 MIN TIN LEAD ON THE TAILS, ALL OVER .000050 NICKEL UNDER PLATE.
- 5 MICRO-MINATURE COAX CONTACT PER AMP DATA SHEET 80-600, PC BOARD MOUNTED CONTACTS MUST BE MATED BEFORE SOLDERING.
- 6. GROUP "A" INSPECTION PER MIL-C-55302 PERFORMED.
- NUMBERS INDICATING END POSITIONS MARKED THIS SIDE ONLY.
- ALIGNMENT RING MUST BE FLUSH TO BELOW MATING FACE.
- 9. MEETS SEALING EFFECTIVENESS TEST REQUIREMENT.

.700 [17.78]	.850 [21.59]	17	1.425 [36.20]	1.715 [43.56]	1	36	449874-1
E	D	C	B	A	NUMBER OF COAX POS.	NUMBER OF BOX POS.	PART NUMBER

THIS DRAWING IS A CONTROLLED DOCUMENT.		DWN T. ALEXANDER 4-5-94	Tyco Electronics Corporation Harrisburg, PA 17105-3608
DIMENSIONS: INCHES		CHK D. GUTTER 4-12-94	
TOLERANCES UNLESS OTHERWISE SPECIFIED:		APVD D. GUTTER 4-12-94	NAME RECEPTACLE ASSEMBLY, MINI-BOX W/ ONE COAX PORT, AND LOW FORCE CONTACTS SPECIAL
0 PLC ± -		PRODUCT SPEC	
1 PLC ± -		APPLICATION SPEC	SIZE CAGE CODE DRAWING NO RESTRICTED TO
2 PLC ± -		WEIGHT -	A1 00779 C=449874
3 PLC ± .010 [0.25]		CUSTOMER DRAWING	SCALE 4:1 SHEET 1 OF 1 REV D
4 PLC ANGLES ± -			
FINISH			