

Sensor/Actuator cable - SAC-4P- 2,0-186/FS SCO - 1555648

Please be informed that the data shown in this PDF Document is generated from our Online Catalog. Please find the complete data in the user's documentation. Our General Terms of Use for Downloads are valid (<http://phoenixcontact.com/download>)



Sensor/Actuator cable, 4-position, PUR, black-gray RAL 7021, free cable end, on Socket straight M12 SPEEDCON, A-coded, Cable length: 2 m

Why buy this product

- Easy and safe: 100% electrically tested plug-in components
- Save time, thanks to installation with SPEEDCON fast locking system
- High-performance: connectors and cables with a large conductor cross section for power supply



Key Commercial Data

Packing unit	1 STK
Custom tariff number	85444290
Country of origin	Poland

Technical data

Dimensions

Length of cable	2 m
Stripping length of the free conductor end	50 mm

Ambient conditions

Ambient temperature (operation)	-25 °C ... 90 °C (Plug / socket)
Degree of protection	IP65
	IP67

General

Rated current at 40°C	4 A
Rated voltage	250 V

Sensor/Actuator cable - SAC-4P- 2,0-186/FS SCO - 1555648

Technical data

General

Number of positions	4
Insulation resistance	≥ 100 MΩ
Coding	A - standard
Status display	No
Protective circuit/component	Unwired
Overvoltage category	II
Degree of pollution	3
Insertion/withdrawal cycles	≥ 100

Material

Flammability rating according to UL 94	HB
Contact material	CuSn
Contact surface material	Ni/Au
Contact carrier material	TPU GF
Material of grip body	TPU, hardly inflammable, self-extinguishing
Material, knurls	Zinc die-cast, nickel-plated

Standards and Regulations

Flammability rating according to UL 94	HB
--	----

Cable

Cable type	PUR POWER 0.75 mm ² black
Cable type (abbreviation)	186
Cable abbreviation	LiY11Y
UL AWM style	20549 / 1061 (80°C/300 V)
Conductor cross section	4x 0.75 mm ² (power line)
AWG signal line	18
Conductor structure signal line	42x 0.15 mm
Core diameter including insulation	1.75 mm ±0.05 mm
Thickness, insulation	≥ 0.23 mm (Core insulation)
	≥ 0.76 mm (Outer cable sheath)
Wire colors	brown, white, blue, black
Overall twist	4 wires, twisted
External sheath, color	black-gray RAL 7021
External cable diameter D	5.9 mm ±0.15 mm
Smallest bending radius, movable installation	59 mm
Minimum bending radius, fixed installation	5 x D
Minimum bending radius, flexible installation	10 x D
Number of bending cycles	2000000

Sensor/Actuator cable - SAC-4P- 2,0-186/FS SCO - 1555648

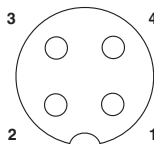
Technical data

Cable

Bending radius	59 mm
Traversing path	5 m
Traversing rate	3 m/s
Acceleration	5 m/s ²
Cable weight	57 kg/km
Outer sheath, material	PUR
Material conductor insulation	PVC
Conductor material	Bare Cu litz wires
Insulation resistance	≥ 1 MΩ*km (at 20 °C)
Conductor resistance	max. 26 Ω/km (at 20 °C)
Nominal voltage, cable	≤ 300 V
Test voltage, cable	≥ 3000 V
Flame resistance	according to UL 758/1581 (horizontal)
	in accordance with UL 758/1581 FT2
Resistance to oil	According to DIN EN 60811-2-1, 168 h at 100°C
Other resistance	hydrolysis and microbe resistant
	Low adhesion
	abrasion-resistant
	Resistant to salt water
Ambient temperature (operation)	-25 °C ... 80 °C (cable, fixed installation)
	-5 °C ... 80 °C (cable, flexible installation)

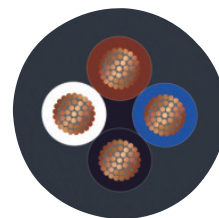
Drawings

Schematic diagram



Pin assignment M12 socket, 4-pos., A-coded, view female side

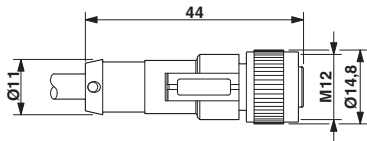
Cable cross section




PUR POWER 0.75 mm² black [186]

Sensor/Actuator cable - SAC-4P- 2,0-186/FS SCO - 1555648

Dimensional drawing



Circuit diagram



M12-SPEEDCON socket, straight

Contact assignment of the M12 socket

Classifications

eCl@ss

eCl@ss 4.0	27060306
eCl@ss 4.1	27060306
eCl@ss 5.0	27061801
eCl@ss 5.1	27061801
eCl@ss 6.0	27061801
eCl@ss 7.0	27061801
eCl@ss 8.0	27279218
eCl@ss 9.0	27060311

ETIM

ETIM 2.0	EC000830
ETIM 3.0	EC001855
ETIM 4.0	EC001855
ETIM 5.0	EC001855

UNSPSC

UNSPSC 6.01	31251501
UNSPSC 7.0901	31251501
UNSPSC 11	31251501
UNSPSC 12.01	31251501
UNSPSC 13.2	31251501

Approvals

Approvals

Sensor/Actuator cable - SAC-4P- 2,0-186/FS SCO - 1555648

Approvals


Approvals


UL Listed / cUL Listed / EAC / cULus Listed

Ex Approvals


Approvals submitted

Approval details

UL Listed 	
Nominal current IN	4 A
Nominal voltage UN	300 V

cUL Listed 	
Nominal current IN	4 A
Nominal voltage UN	300 V

EAC

cULus Listed 
--