THIS DRAWING IS UNPUBLISHED. RELEASED FOR PUBLICATION -.- .
© COPYRIGHT - BY TYCO ELECTRONICS CORPORATION. ALL RIGHTS RESERVED.

LOC	DIST
GP	00

REVISIONS

P	LTR	DESCRIPTION	DATE	DWN	APVD
	G	REV PER EC 0S1D-0134-00	27FEB01	MM	JR

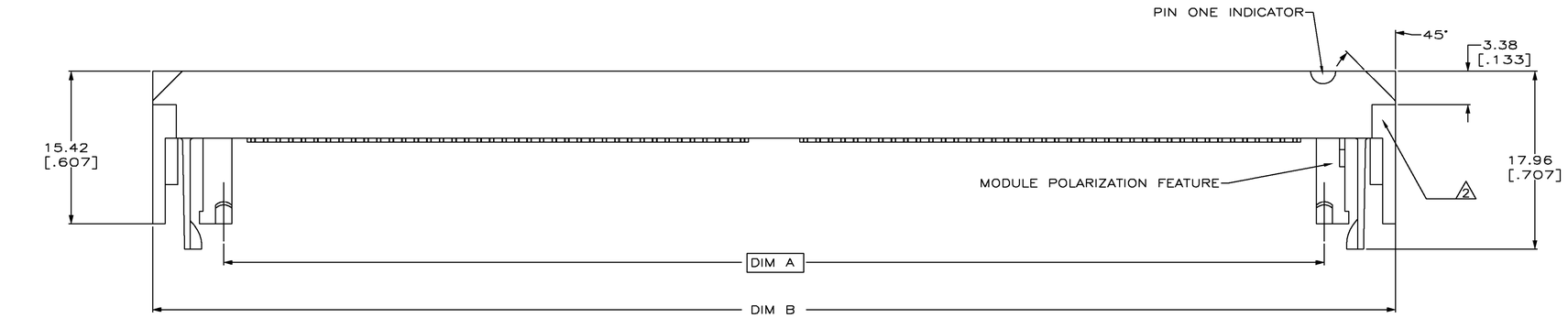

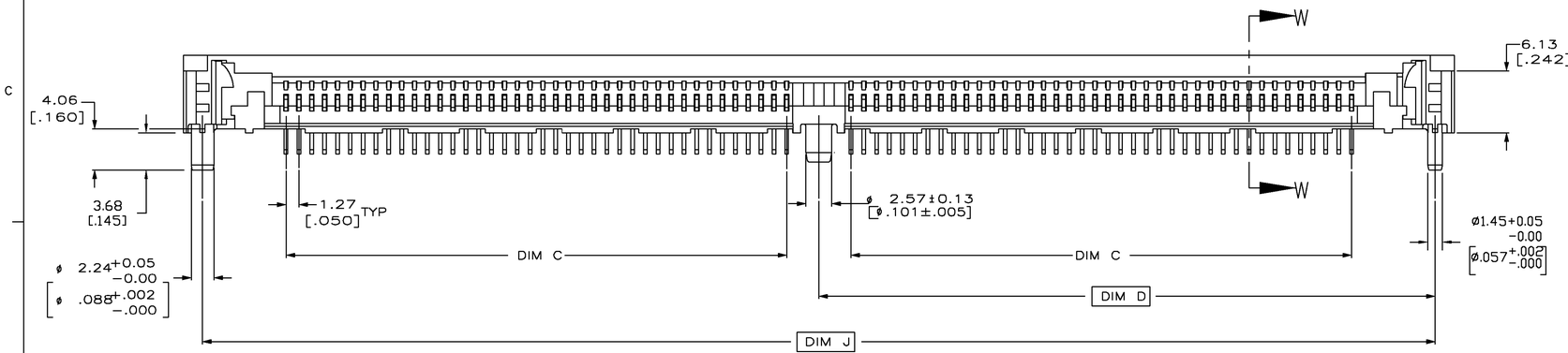

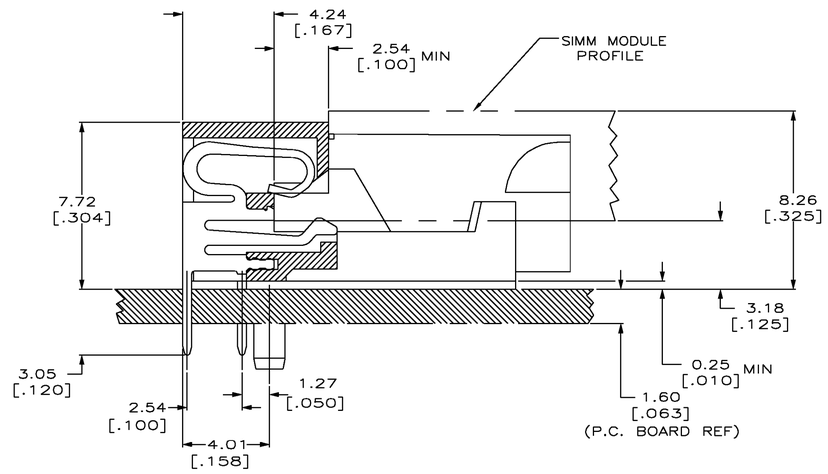

SECTION W–W
SCALE 8:1

THIS DRAWING IS A CONTROLLED DOCUMENT.

DIMENSIONS: INCHES

TOLERANCES UNLESS OTHERWISE SPECIFIED:
0 PLC ± –
1 PLC ± –
2 PLC ± –
3 PLC ± 0.13[.005]
4 PLC ± –
ANGLES ± –

MATERIAL: HSG:GLASS REINF
FINISH: –
3

DWN R. TALLEY 7-25-90
CHK –
APVD –
PRODUCT SPEC –
APPLICATION SPEC –
WEIGHT –

CUSTOMER DRAWING

AMP Tyco Electronics Corporation
mt. joy, pa 17552

NAME
SIMM II, RTANG,
1.27 [.050] CENTERLINE ASSY.
3.18 [1.25] HGT

SIZE	CAGE CODE	DRAWING NO	RESTRICTED TO
A1	00779	C-382481	–

SCALE 4:1 SHEET 1 OF 2 REV G

THIS DRAWING IS UNPUBLISHED. RELEASED FOR PUBLICATION
© COPYRIGHT – BY TYCO ELECTRONICS CORPORATION. ALL RIGHTS RESERVED.

LOC	DIST
GP	00

REVISIONS

P	LTR	DESCRIPTION	DATE	DWN	APVD
	G	SEE SHT 1	–	–	–

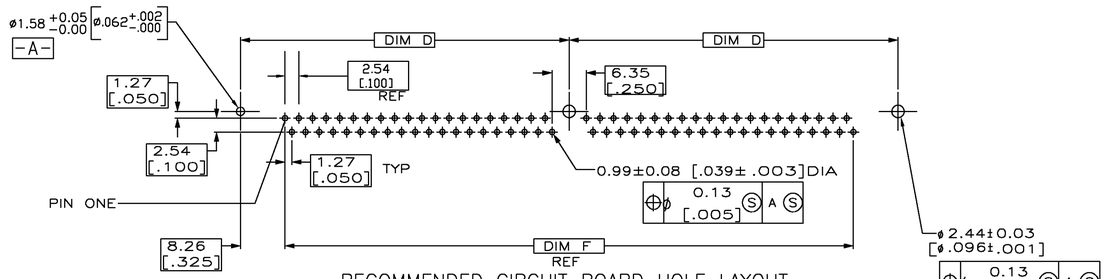

RECOMMENDED CIRCUIT BOARD HOLE LAYOUT
SCALE 2:1
HOLE PATTERN AND RELATED DIMENSIONS

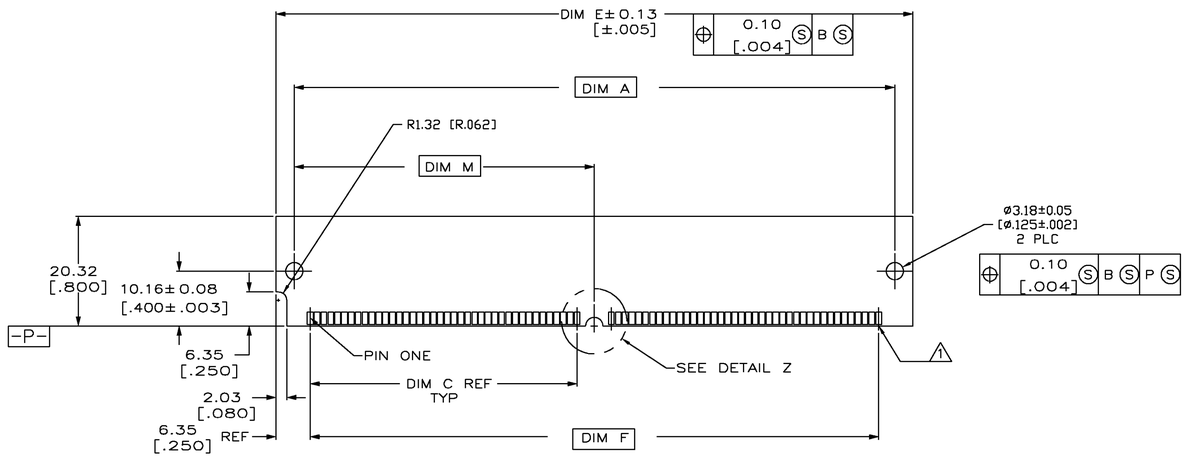

RECOMMENDED MODULE LAYOUT
SCALE 2:1
MODULE CONFIGURATION AND
RELATED DIMENSIONS

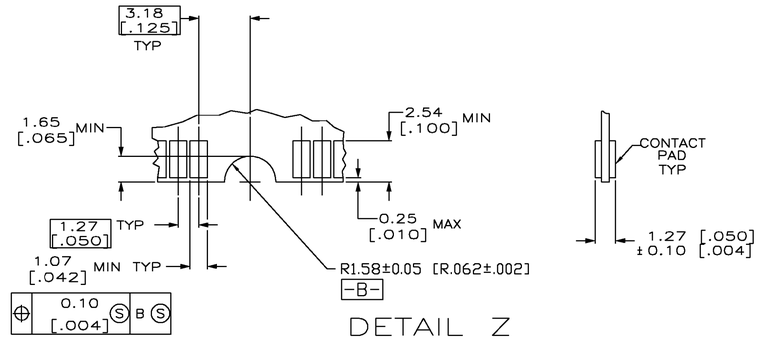

DETAIL Z
SCALE 6:1

1. FOR OPTIMUM PERFORMANCE, CONTACT PAD PLATING SHOULD BE SMOOTH AND FLAT. COPPER CONTACT PADS ARE TO BE OVERPLATED WITH 0.00127[.000050] MIN THK NICKEL FOLLOWED WITH 0.00101[.000040] MIN THK GOLD PLATING.
2. FEATURES AT EACH END ALIGN CONNECTOR FOR PROPER PLACEMENT WHEN USING ROBOTIC INSERTION.
3. CONTACT MATING AREA:
0.00076 [.000030] MIN THICK GOLD.
SOLDERTAIL:
0.00381[.000150] MIN THK TIN–LEAD.
UNDERPLATE:
0.00127[.000050] MIN THK NICKEL OVER ENTIRE CONTACT.

	DIM M	DIM J	DIM F	DIM E	DIM D	DIM C	DIM B	DIM A	POSN	
OBSOLETE	58.22[2.292]	127.00[5.000]	110.49[4.350]	123.19[4.850]	63.50[2.500]	52.07[2.050]	130.81[5.150]	116.43[4.584]	84	8–382481–4
OBSOLETE	55.68[2.192]	121.92[4.800]	105.41[4.150]	118.11[4.650]	60.96[2.400]	49.53[1.950]	125.73[4.950]	111.35[4.384]	80	8–382481–0
	50.60[1.992]	111.76[4.400]	95.25[3.750]	107.95[4.250]	55.88[2.200]	44.45[1.750]	115.57[4.550]	101.19[3.984]	72	7–382481–2
OBSOLETE	48.06[1.892]	106.68[4.200]	90.17[3.550]	102.87[4.050]	53.34[2.100]	41.91[1.650]	110.49[4.350]	96.11[3.784]	68	6–382481–8
OBSOLETE	30.28[1.192]	71.12[2.800]	54.61[2.150]	67.31[2.650]	35.56[1.400]	24.13[.950]	74.93[2.950]	60.55[2.384]	40	4–382481–0

THIS DRAWING IS A CONTROLLED DOCUMENT.

DIMENSIONS: INCHES
TOLERANCES UNLESS OTHERWISE SPECIFIED: 0 PLC ± – ; 1 PLC ± – ; 2 PLC ± – ; 3 PLC ± 0.13[.005] ; 4 PLC ± – ; ANGLES ± –
MATERIAL –
FINISH –

DWN R. TALLEY 7-25-90
CHK –
APVD –
PRODUCT SPEC –
APPLICATION SPEC –
WEIGHT –
CUSTOMER DRAWING

AMP Tyco Electronics Corporation mt. joy, pa 17552

NAME: SIMM II, RTANG, 1.27 [.050] CENTERLINE ASSY 3.18 [1.25] HGT

SIZE A1 | CAGE CODE 00779 | DRAWING NO C-382481 | RESTRICTED TO –
SCALE 4:1 | SHEET 2 OF 2 | REV G

AMP 4805 REV 31MAR2000
04.JUN.1999 14:47:08 523983 <PE2084>DEPT2723>U.SIMM>U.SIMM>U.CUST