

Silicon Fast Recovery Diode

 $V_{RRM} = 100\text{ V} - 1000\text{ V}$
 $I_F = 16\text{ A}$

Features

- High Surge Capability
- Types up to 1000 V V_{RRM}

DO-4 Package

Maximum ratings, at $T_j = 25\text{ °C}$, unless otherwise specified ("R" devices have leads reversed)

Parameter	Symbol	Conditions	FR16B(R)05	FR16D(R)05	FR16G(R)05	FR16J(R)05	Unit
Repetitive peak reverse voltage	V_{RRM}		100	200	400	600	V
RMS reverse voltage	V_{RMS}		70	140	280	420	V
DC blocking voltage	V_{DC}		100	200	400	600	V
Continuous forward current	I_F	$T_C \leq 100\text{ °C}$	16	16	16	16	A
Surge non-repetitive forward current, Half Sine Wave	$I_{F,SM}$	$T_C = 25\text{ °C}$, $t_p = 8.3\text{ ms}$	225	225	225	225	A
Operating temperature	T_j		-65 to 150	-65 to 150	-65 to 150	-65 to 150	°C
Storage temperature	T_{stg}		-65 to 175	-65 to 175	-65 to 175	-65 to 175	°C

Electrical characteristics, at $T_j = 25\text{ °C}$, unless otherwise specified

Parameter	Symbol	Conditions	FR16B(R)05	FR16D(R)05	FR16G(R)05	FR16J(R)05	Unit
Diode forward voltage	V_F	$I_F = 16\text{ A}$, $T_j = 25\text{ °C}$	1.4	1.4	1.4	1.4	V
Reverse current	I_R	$V_R = 100\text{ V}$, $T_j = 25\text{ °C}$	25	25	25	25	μA
		$V_R = 100\text{ V}$, $T_j = 150\text{ °C}$	6	6	6	6	mA

Recovery Time

Maximum reverse recovery time	T_{RR}	$I_F = 0.5\text{ A}$, $I_R = 1.0\text{ A}$, $I_{RR} = 0.25\text{ A}$	500	500	500	500	nS
-------------------------------	----------	---	-----	-----	-----	-----	----

Thermal characteristics

Thermal resistance, junction - case	R_{thJC}		1.5	1.5	1.5	1.5	°C/W
-------------------------------------	------------	--	-----	-----	-----	-----	------

Figure .1-Typical Forward Characteristics

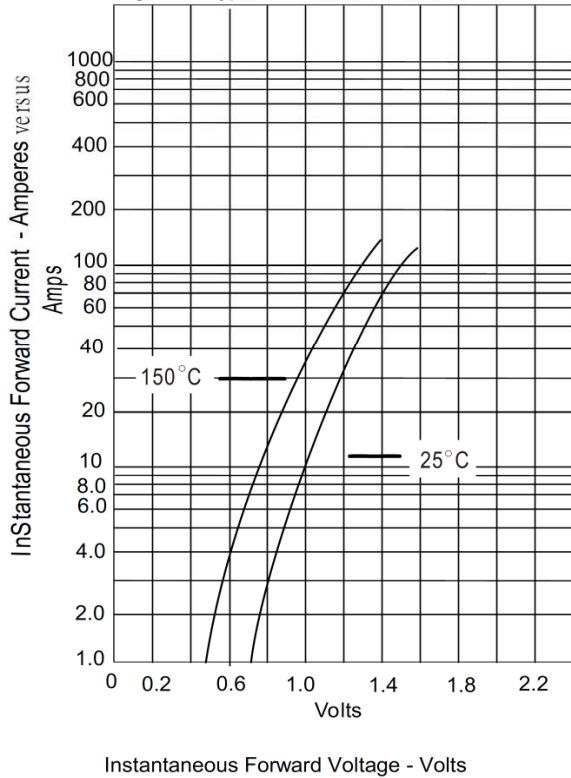


Figure .2-Forward Derating Curve

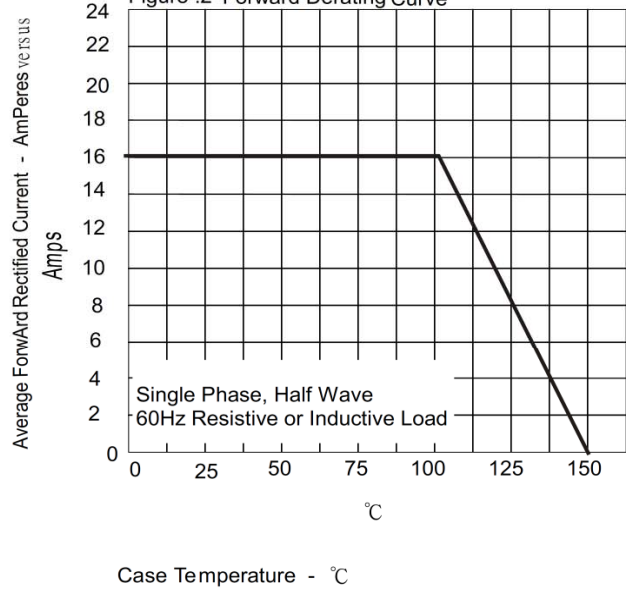


Figure .4-Typical Reverse Characteristics

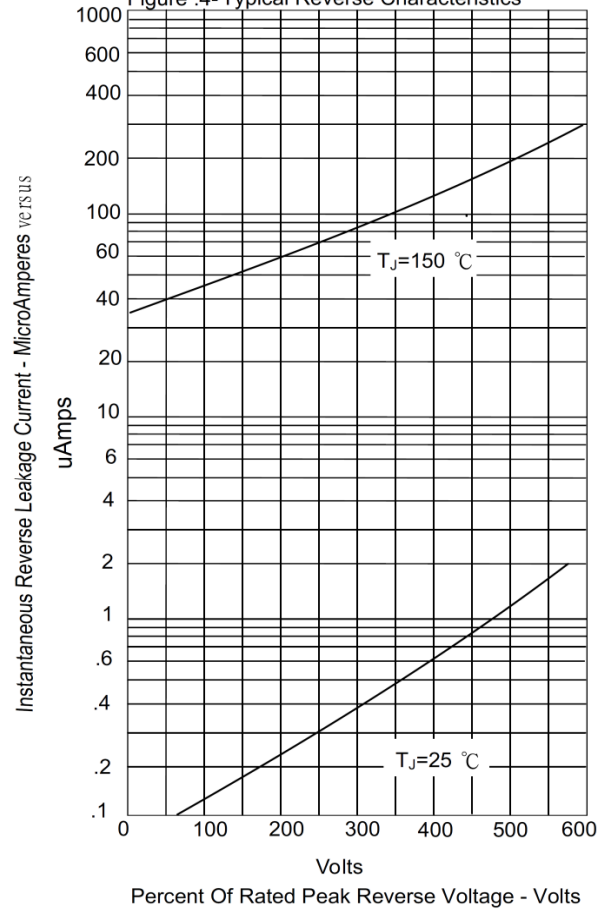


Figure .3-Peak Forward Surge Current

