

## Housing - HC-B 6-SML-74/O1PG21 - 1678114

Please be informed that the data shown in this PDF Document is generated from our Online Catalog. Please find the complete data in the user's documentation. Our General Terms of Use for Downloads are valid (<http://download.phoenixcontact.com>)

Box mounting base, with single locking latch, height 74 mm, without screw connection, 1x Pg21



### Key commercial data

Packing unit	1 pc
Weight per Piece (excluding packing)	359.4 GRM
Custom tariff number	85389099
Country of origin	Germany

### Technical data

#### Dimensions

Height	74 mm
Width	57 mm
Length	84 mm

#### Ambient conditions

Degree of protection of housing (IP)	IP65
Ambient temperature (operation)	-40 °C ... 125 °C

#### General

Note	For contact inserts HC-B6, BB10, DD24, M
Design	B6
Housing type	Box mounting bases
Locking type	With single locking latch
No. of cable exits	1
Cable exit	Left (view of the opened single locking latch)
Screw connection	None
Type of the screw connection	1x Pg21

# Housing - HC-B 6-SML-74/O1PG21 - 1678114

## Technical data

### General

Housing material	Aluminum die-cast
Housing surface material	Powder-coated, gray
Seal material	NBR
Material lock	Stainless steel, handle: PA
Material grip body interlock	PA

## Classifications

### eCl@ss

eCl@ss 4.0	27140816
eCl@ss 4.1	27140816
eCl@ss 5.0	27143424
eCl@ss 5.1	27143424
eCl@ss 6.0	27143424
eCl@ss 7.0	27440209
eCl@ss 8.0	27440209

### ETIM

ETIM 2.0	EC000437
ETIM 3.0	EC000437
ETIM 4.0	EC000437
ETIM 5.0	EC000437

### UNSPSC

UNSPSC 6.01	31261502
UNSPSC 7.0901	31261502
UNSPSC 11	31261502
UNSPSC 12.01	31261502
UNSPSC 13.2	31261502

## Approvals

### Approvals

---

Approvals

GOST

---

# Housing - HC-B 6-SML-74/O1PG21 - 1678114

## Approvals


Ex Approvals

---

Approvals submitted

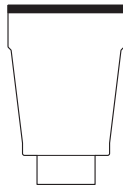
---

## Approval details

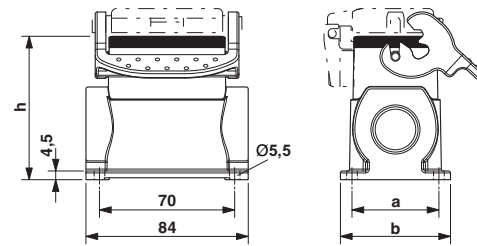


## Drawings

Schematic diagram



Dimensioned drawing



Dimensional drawing; h = 74 mm, a = 45 mm, b = 57 mm