


Printed-circuit board connector - FK-MCP 1,5/18-STF-3,5 - 1940253

Please be informed that the data shown in this PDF Document is generated from our Online Catalog. Please find the complete data in the user's documentation. Our General Terms of Use for Downloads are valid (<http://phoenixcontact.com/download>)

Plug component, Nominal current: 8 A, Rated voltage (III/2): 160 V, Number of positions: 18, Pitch: 3.5 mm, Connection method: Spring-cage connection, Color: green, Contact surface: Tin



The figure shows a 10-position version of the product



Key commercial data

| | |
|------------------------|----------|
| Packing unit | 1 pc |
| Minimum order quantity | 50 pc |
| Custom tariff number | 85366990 |
| Country of origin | Germany |

Technical data

Dimensions

| | |
|-------------|---------|
| Pitch | 3.5 mm |
| Dimension a | 59.5 mm |

General

| | |
|----------------------------------|---------------------|
| Range of articles | FK-MCP 1,5/...STF |
| Insulating material group | I |
| Rated surge voltage (III/3) | 2.5 kV |
| Rated surge voltage (III/2) | 2.5 kV |
| Rated surge voltage (II/2) | 2.5 kV |
| Rated voltage (III/3) | 160 V |
| Rated voltage (III/2) | 160 V |
| Rated voltage (II/2) | 320 V |
| Connection in acc. with standard | EN-VDE |
| Nominal current I_N | 8 A |
| Nominal cross section | 1.5 mm ² |

Printed-circuit board connector - FK-MCP 1,5/18-STF-3,5 - 1940253

Technical data

General

| | |
|---|--|
| Maximum load current | 8 A (with 1.5 mm ² conductor cross section) |
| Insulating material | PA |
| Inflammability class according to UL 94 | V0 |
| Internal cylindrical gage | A1 |
| Stripping length | 9 mm |
| Number of positions | 18 |

Connection data

| | |
|--|----------------------|
| Conductor cross section solid min. | 0.14 mm ² |
| Conductor cross section solid max. | 1.5 mm ² |
| Conductor cross section stranded min. | 0.14 mm ² |
| Conductor cross section stranded max. | 1.5 mm ² |
| Conductor cross section stranded, with ferrule without plastic sleeve min. | 0.25 mm ² |
| Conductor cross section stranded, with ferrule without plastic sleeve max. | 1.5 mm ² |
| Conductor cross section stranded, with ferrule with plastic sleeve min. | 0.25 mm ² |
| Conductor cross section stranded, with ferrule with plastic sleeve max. | 0.5 mm ² |
| Conductor cross section AWG/kcmil min. | 26 |
| Conductor cross section AWG/kcmil max | 16 |
| Minimum AWG according to UL/CUL | 28 |
| Maximum AWG according to UL/CUL | 16 |

Classifications

eCl@ss

| | |
|------------|----------|
| eCl@ss 4.0 | 272607xx |
| eCl@ss 4.1 | 27260701 |
| eCl@ss 5.0 | 27260701 |
| eCl@ss 5.1 | 27260701 |
| eCl@ss 6.0 | 27260704 |
| eCl@ss 7.0 | 27440402 |
| eCl@ss 8.0 | 27440402 |

ETIM

| | |
|----------|----------|
| ETIM 3.0 | EC001121 |
| ETIM 4.0 | EC002638 |
| ETIM 5.0 | EC002638 |

Printed-circuit board connector - FK-MCP 1,5/18-STF-3,5 - 1940253

Classifications

UNSPSC

| | |
|---------------|----------|
| UNSPSC 6.01 | 30211810 |
| UNSPSC 7.0901 | 39121409 |
| UNSPSC 11 | 39121409 |
| UNSPSC 12.01 | 39121409 |
| UNSPSC 13.2 | 39121409 |

Approvals

Approvals


Approvals


UL Recognized / VDE Gutachten mit Fertigungsüberwachung / cUL Recognized / GOST / IEC60335-1 / GOST / CCA / cULus Recognized

Ex Approvals

Approvals submitted

Approval details

| | |
|---|-------|
| UL Recognized  | |
| | B |
| mm ² /AWG/kcmil | 28-16 |
| Nominal current I _N | 8 A |
| Nominal voltage U _N | 300 V |

| | |
|---|---------|
| VDE Gutachten mit Fertigungsüberwachung  | |
| | |
| mm ² /AWG/kcmil | 0.2-1.5 |
| Nominal current I _N | 8 A |
| Nominal voltage U _N | 160 V |

Printed-circuit board connector - FK-MCP 1,5/18-STF-3,5 - 1940253

Approvals

| | |
|--------------------------------|-------|
| cUL Recognized | |
| | B |
| mm ² /AWG/kcmil | 28-16 |
| Nominal current I _N | 8 A |
| Nominal voltage U _N | 300 V |

| | |
|------|--|
| GOST | |
|------|--|

| | |
|--------------------------------|---------|
| IECEE CB Scheme | |
| | |
| mm ² /AWG/kcmil | 0.2-1.5 |
| Nominal current I _N | 8 A |
| Nominal voltage U _N | 160 V |

| | |
|------|--|
| GOST | |
|------|--|

| | |
|--------------------------------|---------|
| CCA | |
| | |
| mm ² /AWG/kcmil | 0.2-1.5 |
| Nominal current I _N | 8 A |
| Nominal voltage U _N | 160 V |

| | |
|------------------|--|
| cULus Recognized | |
|------------------|--|

Drawings

Printed-circuit board connector - FK-MCP 1,5/18-STF-3,5 - 1940253

Dimensioned drawing

