

ACT20P ACT20P-CMT-30-AO-RC-S

Weidmüller Interface GmbH & Co. KG
 Klingenbergstraße 16
 D-32758 Detmold
 Germany
 Fon: +49 5231 1429-0
 Fax: +49 5231 14292083
 www.weidmueller.com



ACT20P: The flexible solution

- Precise and highly functional signal converters
- Simple configuration via display (Pro DCDC II), FDT/DTM software or DIP switch
- Release levers simplify handling
- More space in the control cabinet, from 12.5 mm wide for two channels

General ordering data

Type	ACT20P-CMT-30-AO-RC-S
Order No.	1510540000
Version	Current-measuring transducer, Limit value monitoring, Signal converter/isolator, Current monitoring, Analogue output, Screw connection, Input measurement range: configurable, 0... 20/25/30 A AC (RMS) or DC
GTIN (EAN)	4050118319590
Qty.	1 pc(s).

ACT20P ACT20P-CMT-30-AO-RC-S

Weidmüller Interface GmbH & Co. KG
 Klingenbergstraße 16
 D-32758 Detmold
 Germany
 Fon: +49 5231 1429-0
 Fax: +49 5231 14292083
 www.weidmueller.com

Technical data

Dimensions and weights

Width	22.5 mm	Width (inches)	0.886 inch
Height	117.2 mm	Height (inches)	4.614 inch
Depth	113.6 mm	Depth (inches)	4.472 inch
Weight	180 g	Net weight	158 g

Temperatures

Humidity	5...95 %, no condensation	Operating temperature	-25 °C...60 °C
Storage temperature	-40 °C...85 °C		

Probability of failure

MTTF	158 Years
------	-----------

Input

Number of inputs	1	Input signal	Current-carrying cable in feed-through hole, Diameter 10.5 mm
Input measurement range	configurable, 0...20/25/30 A AC (RMS) or DC	Input frequency	AC: 15...700 Hz (true root mean square), AC: 50 Hz (arithmetic average)

General data

Accuracy	< 0.75 % FSR	Configuration	DIP switch and potentiometer
Galvanic isolation	4-way isolator, between input / output / supply / relay	Mounting rail	TS 35
Power consumption, max.	2.2 W	Step response time	< 220 ms (10...90 %)
Supply voltage	16,8 V...31,2 V	Temperature coefficient	typ. 0.04 % / K, max. 0.09 % / K

Insulation coordination

EMC standards	IEC 61326-1:2012	Galvanic isolation	4-way isolator, between input / output / supply / relay
Impulse withstand voltage	6.4 kV (1.2/50 µs)	Pollution severity	2
Rated voltage	300 V AC _{rms}	Standards	IEC 61010-1:2010, 3rd Edition, IEC 61010-2-201:2013, 1st Edition, EN 61326-1
Surge voltage category	III	Test voltage	4 kV

Output (analogue)

Load resistance current	≤ 600 Ω	Load resistance voltage	≥ 10 kΩ
Output current	adjustable, 0...20 mA, 4...20 mA, -20...+20 mA	Output voltage	adjustable, 0...10 V, 2...10 V, 0...5 V, 1...5 V, -5...+5 V, -10...+10 V
Type (analogue output)	Voltage and current output (configurable)		

ACT20P
ACT20P-CMT-30-AO-RC-S

Weidmüller Interface GmbH & Co. KG
 Klingenbergstraße 16
 D-32758 Detmold
 Germany
 Fon: +49 5231 1429-0
 Fax: +49 5231 14292083
 www.weidmueller.com

Technical data**Output (digital)**

Alarm function	Surge current, Under-current, Alarm delay: 0... 10 s, Hysteresis 5% / 10%	Number of digital outputs	1
Type	Relay, 1 CO contact, normal / inverse adjustment	Max. switching voltage, DC	24 V
Max. switching voltage, AC	250 V	Rated switching current	6 A

Connection data

Type of connection	Screw connection	Tightening torque, min.	0.4 Nm
Tightening torque, max.	0.6 Nm	Clamping range, rated connection	1.5 mm ²
Clamping range, rated connection, min.	0.5 mm ²	Clamping range, rated connection, max.	2.5 mm ²
Wire connection cross section AWG, min.	AWG 30	Wire connection cross section AWG, max.	AWG 14

Classifications

ETIM 5.0	EC002048	ETIM 6.0	EC002475
eClass 6.2	27-21-09-02	eClass 7.1	27-21-09-02
eClass 8.1	27-21-09-02	eClass 9.0	27-21-09-02
eClass 9.1	27-21-01-23		

Approvals

Approvals



ROHS

Conform

Downloads


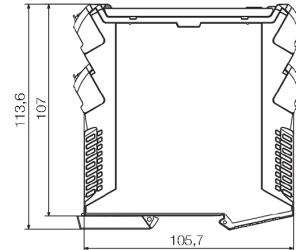
Approval/Certificate/Document of Conformity	Declaration of Conformity
Brochure/Catalogue	CAT 4.1 ELECTR 16/17 EN
Engineering Data	EPLAN, WSCAD
Software	DIP switch configuration tool
User Documentation	Instruction sheet

ACT20P ACT20P-CMT-30-AO-RC-S

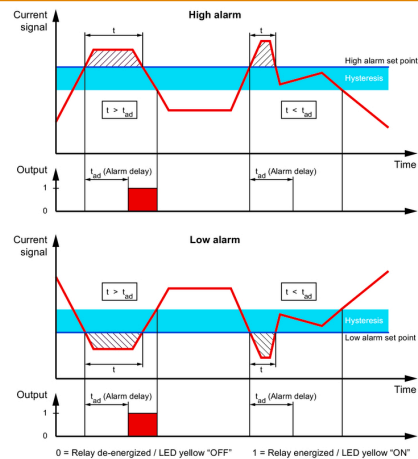
Weidmüller Interface GmbH & Co. KG
 Klängenbergstraße 16
 D-32758 Detmold
 Germany
 Fon: +49 5231 1429-0
 Fax: +49 5231 14292083
 www.weidmueller.com

Drawings

Dimensioned drawing



dimensions



DIP switch S1		DIP switch S2	
Current input range	1 2 3 4 5 6 7 8	Output range	1 2 3 4 5 6 7 8
0...5 A		0...10 V	
0...10 A 1)	<input checked="" type="checkbox"/>	2...10 V	
0...20 A		0...5 V	<input checked="" type="checkbox"/>
0...25 A 2)	<input checked="" type="checkbox"/>	1...5 V	
0...30 A		-5...+5 V	<input checked="" type="checkbox"/>
0...40 A		-10...+10 V	<input checked="" type="checkbox"/>
0...50 A 3)	<input checked="" type="checkbox"/>	0...20 mA	<input checked="" type="checkbox"/>
0...60 A		-20...+20 mA	<input checked="" type="checkbox"/>
Measuring method	1 2 3 4 5 6 7 8	Alarm relay action	1 2 3 4 5 6 7 8
True RMS		Energized	
Arithmetic average	<input checked="" type="checkbox"/>	De-energized	<input checked="" type="checkbox"/>
Alarm delay time	1 2 3 4 5 6 7 8	Alarm hysteresis	1 2 3 4 5 6 7 8
0 s		5 %	
2 s		10 %	<input checked="" type="checkbox"/>
5 s	<input checked="" type="checkbox"/>	Alarm type	1 2 3 4 5 6 7 8
10 s	<input checked="" type="checkbox"/>	High alarm	
Measuring range monitoring	1 2 3 4 5 6 7 8	Low alarm	<input checked="" type="checkbox"/>
Yes		Output error action	1 2 3 4 5 6 7 8
No	<input checked="" type="checkbox"/>	Upscale	
Transfer function	1 2 3 4 5 6 7 8	Downscale	<input checked="" type="checkbox"/>
Normal		Transfer function	1 2 3 4 5 6 7 8
Inverse	<input checked="" type="checkbox"/>	Normal	
		Inverse	<input checked="" type="checkbox"/>

■ = ON
 1) ACT20P-CMT-10-AO-RC-S
 2) ACT20P-CMT-30-AO-RC-S
 3) ACT20P-CMT-60-AO-RC-S, ACT20P-CMT-60-RC-S

ACT20P
ACT20P-CMT-30-AO-RC-S

Weidmüller Interface GmbH & Co. KG
Klingenbergstraße 16
D-32758 Detmold
Germany
Fon: +49 5231 1429-0
Fax: +49 5231 14292083
www.weidmueller.com

Drawings

