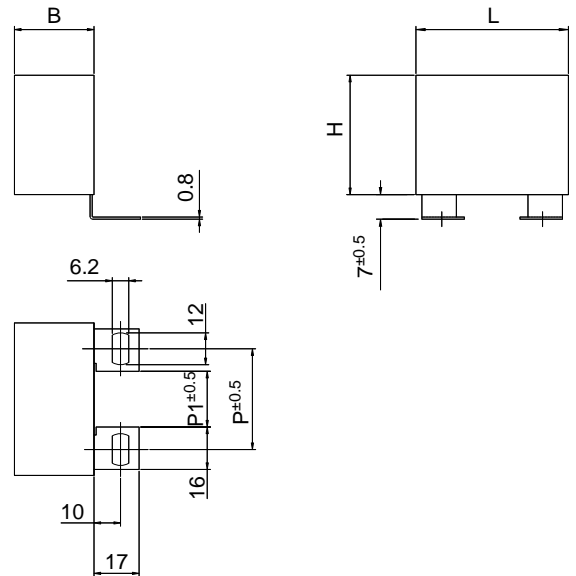


**General characteristics**

- Self-Healing
- Low losses
- High ripple current
- High contact reliability
- Suitable for high frequency applications



**TECHNICAL DATA**

General technical data	VDE 0560 - IEC61071 - EN61071
Application class (DIN 40040)	GPD / LS
Temperature range (Case)	-40 to +85 °C
Max permissible ambient temperature	+70 °C
Capacitance tolerance code (15 <sup>th</sup> digit)	J = ± 5 % ; K = ± 10%
Peak non-repetitive max current	$I_{PKR} \times 1.5$
Test voltage terminal to terminal $U_{TT}$	2 $U_n$ for 10 seconds
Test voltage terminal to case $U_{TC}$	3kV - 50Hz for 60 seconds
Dissipation factor (tg )	$5 \times 10^{-4}$ at 1 kHz and 20 °C
Permissible relative humidity	Annual average 95% on 30 days / year, continuously 100% on other days occasionally 100%. Dewing not admissible
IEC climatic category	40 / 85 / 56 according to IEC 68-1
Capacitance deviation in the operating temperature range of -40 to +85 °C	±1.5% max on capacitance value measured at +20 °C
Change of capacitance versus operating time	-3% after 30.000 hours at $U_{RMS}$ or after 100.000 hours at $U_n$
Case components	Solvent resistant plastic case with epoxy resin sealing. Flame retardant execution (UL class 94 V0).
Terminals	Tinned brass lugs
Installation	Whatever Position
Life Expectancy	30.000 hours at $U_{RMS}$ ; 100.000 hours at $U_n$
Failure quota	300 / 10 <sup>9</sup> components hour

### PEAK VOLTAGE TABLE


Un	850 V	1000 V	1200 V	2000 V	3000 V
$\hat{U}_{MAX}$	1200 V	1300 V	1600 V	2400 V	3500 V

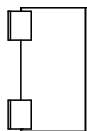
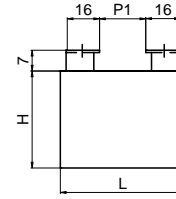
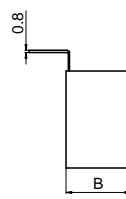
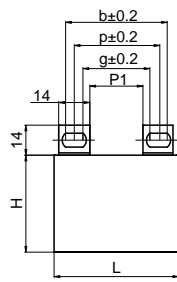
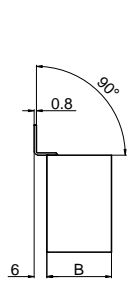
### GENERAL CHARACTERISTICS

Code	C μF	Un Vdc	URMS Vac	dV/dt V/μs	I <sub>PKR</sub> A	ESR		I <sub>RMS</sub> 100 kHz @ 70°C A	DIMENSIONS mm		
						max @ 100 kHz m	ESL nH		B	H	L
C4BSMBX3470ZEE_	0.47	850	550	1232	579	4.2	36	20	18	33	32
C4BSMBX3470Z_F_	0.47	850	550	758	356	8.2	41	16	20	40	41.5
C4BSMBX3680Z_F_	0.68	850	550	758	516	5.7	41	19	20	40	41.5
C4BSMBX4100Z_F_	1	850	550	758	758	4.0	41	22	20	40	41.5
C4BSMBX4150Z_J_	1.5	850	550	758	1138	2.7	36	29	28	37	42.5
C4BSMBX4200Z_L_	2	850	550	758	1517	2.1	43	36	30	45	42
C4BSMBX4220Z_L_	2.2	850	550	758	1668	1.9	43	37	30	45	42
C4BSMBX4250Z_M_	2.5	850	550	469	1174	1.7	45	39	30	45	57.5
C4BSMBX4300Z_M_	3	850	550	469	1408	3.0	45	32	30	45	57.5
C4BSMBX4330Z_M_	3.3	850	550	469	1549	2.8	45	33	30	45	57.5
C4BSMBX4400Z_N_	4	850	550	469	1878	2.3	48	36	35	50	57.5
C4BSMBX4500Z_N_	5	850	550	469	2347	1.9	48	42	35	50	57.5
C4BSNBX3470ZEE_	0.47	1000	600	1344	632	3.9	36	20	18	33	32
C4BSNBX3470Z_F_	0.47	1000	600	827	389	7.6	41	16	20	40	41.5
C4BSNBX3680Z_F_	0.68	1000	600	827	563	5.3	41	20	20	40	41.5
C4BSNBX4100Z_F_	1	1000	600	827	827	3.7	41	23	20	40	41.5
C4BSNBX4150Z_J_	1.5	1000	600	827	1241	2.5	36	30	28	37	42.5
C4BSNBX4200Z_L_	2	1000	600	827	1655	2.0	43	36	30	45	42
C4BSNBX4220Z_M_	2.2	1000	600	512	1127	3.8	45	29	30	45	57.5
C4BSNBX4250Z_M_	2.5	1000	600	512	1280	3.3	45	30	30	45	57.5
C4BSNBX4300Z_M_	3	1000	600	512	1536	2.8	45	33	30	45	57.5
C4BSNBX4330Z_M_	3.3	1000	600	512	1690	2.6	45	34	30	45	57.5
C4BSNBX4400Z_N_	4	1000	600	512	2049	2.2	48	40	35	50	57.5
C4BSPBX3330ZEE_	0.33	1200	630	1568	518	5.0	36	19	18	33	32
C4BSPBX3330Z_F_	0.33	1200	630	965	319	9.5	41	15	20	40	41.5
C4BSPBX3470Z_F_	0.47	1200	630	965	454	6.7	41	18	20	40	41.5
C4BSPBX3680Z_F_	0.68	1200	630	965	656	4.7	41	21	20	40	41.5
C4BSPBX4100Z_J_	1	1200	630	965	965	3.3	36	27	28	37	42.5
C4BSPBX4120Z_J_	1.2	1200	630	965	1158	2.8	36	29	28	37	42.5
C4BSPBX4150Z_L_	1.5	1200	630	965	1448	2.3	43	34	30	45	42
C4BSPBX4200Z_M_	2	1200	630	598	1195	3.6	45	29	30	45	57.5
C4BSPBX4220Z_M_	2.2	1200	630	598	1315	3.3	45	30	30	45	57.5
C4BSPBX4250Z_M_	2.5	1200	630	598	1494	2.9	45	32	30	45	57.5
C4BSPBX4300Z_N_	3	1200	630	598	1793	2.5	48	37	35	50	57.5
C4BSPBX4330Z_N_	3.3	1200	630	598	1972	2.3	48	39	35	50	57.5
C4BSWBX3100ZEE_	0.1	2000	700	2241	224	12.9	36	12	18	33	32
C4BSWBX3100Z_F_	0.1	2000	700	1379	138	23.3	41	10	20	40	41.5
C4BSWBX3150ZEE_	0.15	2000	700	2241	336	8.6	36	15	18	33	32
C4BSWBX3150Z_F_	0.15	2000	700	1379	207	15.6	41	12	20	40	41.5
C4BSWBX3220Z_F_	0.22	2000	700	1379	303	10.7	41	14	20	40	41.5
C4BSWBX3330Z_F_	0.33	2000	700	1379	455	7.2	41	17	20	40	41.5
C4BSWBX3470Z_F_	0.47	2000	700	1379	648	5.1	41	20	20	40	41.5
C4BSWBX3680Z_H_	0.68	2000	700	1379	938	3.6	43	26	24	44	41.5
C4BSWBX3820Z_L_	0.82	2000	700	1379	1131	3.0	43	30	30	45	42
C4BSWBX4100Z_M_	1	2000	700	854	854	5.1	45	24	30	45	57.5
C4BSWBX4120Z_M_	1.2	2000	700	854	1024	4.3	45	26	30	45	57.5
C4BSWBX4150Z_N_	1.5	2000	700	854	1280	3.5	48	31	35	50	57.5
C4BSYBX2470ZEE_	0.047	3000	750	3361	158	21.9	36	10	18	33	32
C4BSYBX2470Z_F_	0.047	3000	750	2068	97	36.6	41	8	20	40	41.5
C4BSYBX2680ZEE_	0.068	3000	750	3361	229	15.2	36	12	18	33	32
C4BSYBX2680Z_F_	0.068	3000	750	2068	141	25.4	41	10	20	40	41.5
C4BSYBX3100Z_F_	0.1	3000	750	2068	207	17.3	41	12	20	40	41.5
C4BSYBX3220Z_F_	0.22	3000	750	2068	455	8.0	41	17	20	40	41.5
C4BSYBX3330Z_L_	0.33	3000	750	2068	683	5.4	43	24	30	45	42
C4BSYBX3470Z_M_	0.47	3000	750	1280	602	7.5	45	20	30	45	57.5
C4BSYBX3680Z_N_	0.68	3000	750	1280	871	5.3	48	23	35	50	57.5
C4BSYBX3820Z_N_	0.82	3000	750	1280	1050	4.4	48	28	35	50	57.5

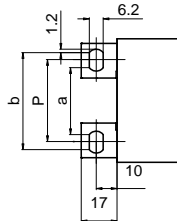
## PEAK VOLTAGE TABLE

Un	250 V	400 V	600 V	700 V	850 V
$\hat{U}_{MAX}$	400 V	600 V	800 V	1000 V	1200V

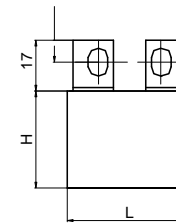
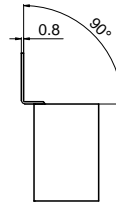
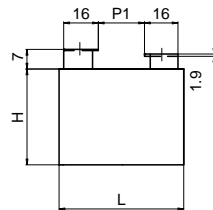




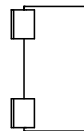
Style	L	P	a	b	P1
A	41.5	25.5	21.5	29.5	10.5
A	42	25.5	21.5	29.5	10.5
A	42.5	25.5	21.5	29.5	10.5
A	57.5	41	37	45	25



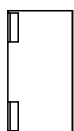
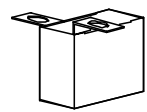
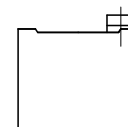
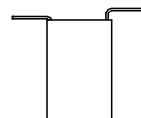
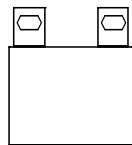
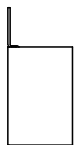
Style	L	P	a	b	P1
B	41.5	22	16	28	6
B	42	22	16	28	6
B	42.5	22	16	28	6
B	57.5	37	31	43	21



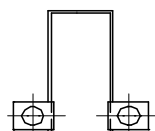
Style	L	P	a	b	P1
F	41.5	22	16	28	6
F	42	22	16	28	6
F	42.5	22	16	28	6
F	57.5	37	31	43	21



Style	L	P	a	b	P1
G	41.5	22	4	/	10.5
G	42	22	4	/	10.5
G	42.5	22	4	/	10.5
G	57.5	37	4	/	25



Style	L	P	a	b	P1
H	41.5	25.5	21.5	29.5	10.5
H	42	25.5	21.5	29.5	10.5
H	42.5	25.5	21.5	29.5	10.5
H	57.5	41	37	45	25



Style	B	P	P1	a	b
E	18	31	44	29	33
E	20	33	46	31	35
E	22	35	48	33	37
E	24	37	50	35	39
E	28	41	54	39	43
E	30	43	56	41	45

## SINGLE PACKAGE UNIT

Box dimensions	N° of pieces	Weight kgr	Box dimensions	N° of pieces	Weight kgr
20x40x41.5	54	3.0	30x45x42	36	3.4
28x37x42.5	36	2.7	30x45x57.5	27	3.2
24x44x41.5	42	3.2	35x50x57.5	23	3.5