

Connector assembly frame - HC-SMR-D25 - 1604023

Please be informed that the data shown in this PDF Document is generated from our Online Catalog. Please find the complete data in the user's documentation. Our General Terms of Use for Downloads are valid (<http://download.phoenixcontact.com>)

HEAVYCON connector assembly frame, for contact inserts of type D25



The illustration shows version HC-SMR- B 6



Key commercial data

Packing unit	1 PCE
Weight per Piece (excluding packing)	191.4 GRM
Custom tariff number	85389099
Country of origin	Germany

Technical data

General

Note	For contact inserts D25; swiveling frame
Material	PA
Inflammability class according to UL 94	HB
Design	D25

Classifications

eCl@ss

eCl@ss 4.0	27140816
eCl@ss 4.1	27140816
eCl@ss 5.0	27143424
eCl@ss 5.1	27143424
eCl@ss 6.0	27143424
eCl@ss 7.0	27440209

Connector assembly frame - HC-SMR-D25 - 1604023

Classifications

eCl@ss

eCl@ss 8.0	27440209
------------	----------

ETIM

ETIM 3.0	EC002310
ETIM 4.0	EC002310
ETIM 5.0	EC002310

UNSPSC

UNSPSC 6.01	31251501
UNSPSC 7.0901	31251501
UNSPSC 11	31251501
UNSPSC 12.01	31251501
UNSPSC 13.2	31251501

Approvals

Approvals


Approvals

GOST

Ex Approvals

Approvals submitted

Approval details

GOST 
--

Accessories

Accessories

Device marking

Connector assembly frame - HC-SMR-D25 - 1604023

Accessories

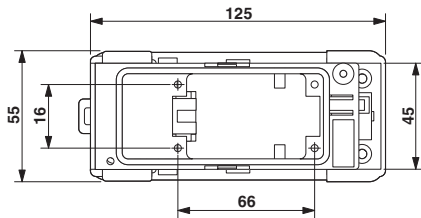
Contactor marker – zack marker strip - SS-ZB WH - 5031171



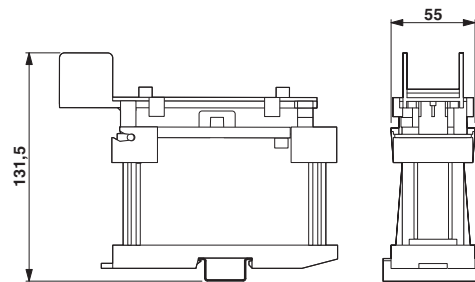
Contactor marker – zack marker strip, Strip, white, Unlabeled, Can be labeled with: Plotter, Mounting type: Snap into flat marker groove, Lettering field: 20 mm x 8 mm

Drawings

Dimensioned drawing



Dimensioned drawing



Schematic diagram

