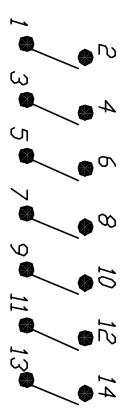
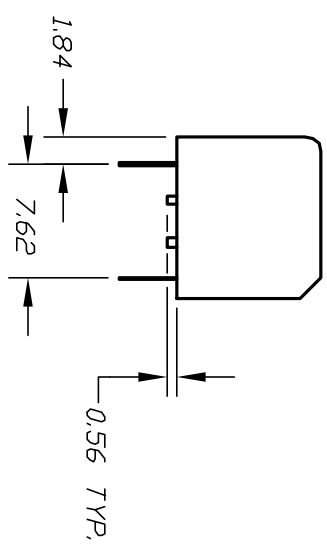


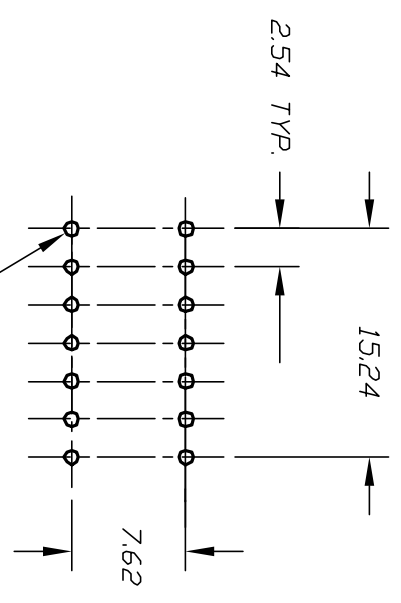
Pos. 1 Designate
Pin #1 Location



CONTACT CONFIGURATION

* (Pos. 1 Denotes Pin No. 1)

- NOTES:
1. ALL DIMENSIONS IN MM
 2. TERM. NOS. FOR REF ONLY
 3. SWITCHES SUPPLIED IN DISPENSING TUBES WITH ALL POLES IN THE OFF POSITION.
 4. SWITCHES W/ TOP TAPE SEAL



RECOMMEND P.C.B. LAYOUT

TOLERANCES		TITLE		DR	DWG	REV
0.0	±0.4	KAP1107VT (7 Pos. DIP Switch)		MM	N411076	A
0.00	±0.25	SCALE	DATE			
		2:1	12/3/96			
REV.	DESCRIPTION	DATE	CHKD			
A	RELEASED FOR PRODUCTION	2/4/02				
<p>THE INFORMATION CONTAINED IN THIS DOCUMENT IS PRELIMINARY TO E-SWITCH AND IS NOT TO BE COPIED OR TRANSMITTED</p>						

