




APPLICABLE STANDARD					
RATING	OPERATING TEMPERATURE RANGE	-55 °C TO 85 °C ⁽¹⁾	STORAGE TEMPERATURE RANGE	-10 °C TO 60 °C ⁽²⁾	
	VOLTAGE	125 V AC	OPERATING HUMIDITY RANGE	40 % TO 80 %	
	CURRENT	0.5 A	STORAGE HUMIDITY RANGE	40 % TO 70 % ⁽²⁾	
SPECIFICATIONS					
ITEM	TEST METHOD		REQUIREMENTS	QT	AT
CONSTRUCTION					
GENERAL EXAMINATION	VISUALLY AND BY MEASURING INSTRUMENT.		ACCORDING TO DRAWING.	x	x
MARKING	CONFIRMED VISUALLY.			x	x
ELECTRIC CHARACTERISTICS					
CONTACT RESISTANCE	100 mA (DC OR 1000 Hz).		45 mΩ MAX .	x	-
CONTACT RESISTANCE MILLIVOLT LEVEL METHOD	20 mV MAX, 1 mA(DC OR 1000Hz)		55 mΩ MAX .	x	-
INSULATION RESISTANCE	250 V DC		100 MΩ MIN.	x	-
VOLTAGE PROOF	300 V AC FOR 1 min.		NO FLASHOVER OR BREAKDOWN.	x	-
MECHANICAL CHARACTERISTICS					
INSERTION AND WITHDRAWAL FORCES	MEASURED BY APPLICABLE CONNECTOR.		INSERTION FORCE: 53.0 N MAX. WITHDRAWAL FORCE: 5.9 N MIN.	x	-
MECHANICAL OPERATION	500 TIMES INSERTIONS AND EXTRACTIONS.		① CONTACT RESISTANCE: 55 mΩ MAX. ② NO DAMAGE, CRACK AND LOOSENESS OF PARTS.	x	-
VIBRATION	FREQUENCY 10 TO 55 Hz, AMPLITUDE : 1.52 mm, AT 2 h FOR 3 DIRECTIONS.		① NO ELECTRICAL DISCONTINUITY OF 1 μs. ② NO DAMAGE, CRACK AND LOOSENESS OF PARTS.	x	-
SHOCK	490 m/s ² , DURATION OF PULSE 11 ms AT 3 TIMES FOR 3 DIRECTIONS.			x	-
ENVIRONMENTAL CHARACTERISTICS					
DAMP HEAT (STEADY STATE)	EXPOSED AT 40±2 °C, 90 ~ 95 %, 96 h.		① CONTACT RESISTANCE: 55 mΩ MAX. ② INSULATION RESISTANCE: 100 MΩ MIN.	x	-
RAPID CHANGE OF TEMPERATURE	TEMPERATURE-55→+15~+35→+85→+15~+35°C TIME 30 → 10~15 → 30 → 10~15 min. UNDER 5 CYCLES.		③ NO DAMAGE, CRACK AND LOOSENESS OF PARTS.	x	-
CORROSION SALT MIST	EXPOSED IN 5 % SALT WATER SPRAY FOR 48 h.		① CONTACT RESISTANCE: 55 mΩ MAX. ② NO HEAVY CORROSION.	x	-
HYDROGEN SULPHIDE	EXPOSED IN 3 PPM FOR 96 h. (TEST STANDARD: JEIDA 38)			x	-
RESISTANCE TO SOLDERING HEAT	1) REFLOW SOLDERING : 250 °C MAX, : 220 °C MIN, FOR 60 s 2) SOLDERING IRONS : 360 °C, FOR 5 s		NO DEFORMATION OF CASE OF EXCESSIVE LOOSENESS OF THE TERMINALS.	x	-
SOLDERABILITY	SOLDERED AT SOLDER TEMPERATURE, 240±3°C, FOR IMMERSION DURATION, 2s.		A NEW UNIFORM COATING OF SOLDER SHALL COVER A MINIMUM OF 95 % OF THE SURFACE BEING IMMERSSED.	x	-
	COUNT	DESCRIPTION OF REVISIONS	DESIGNED	CHECKED	DATE
					
REMARK ⁽¹⁾ TEMPERATURE RISE INCLUDED WHEN ENERGIZED. ⁽²⁾ THIS STORAGE INDICATES A LONG-TERM STORAGE STATE FOR THE UNUSED PRODUCT BEFORE THE BOARD MOUNTED.			APPROVED	HS. OKAWA	08. 05. 23
			CHECKED	HS. OZAWA	08. 05. 23
			DESIGNED	KY. NAKAMURA	08. 05. 23
Unless otherwise specified, refer to MIL-STD-1344.			DRAWN	TP. MATSUMOTO	08. 05. 22
Note	QT:Qualification Test AT:Assurance Test X:Applicable Test		DRAWING NO.	ELC4-082418-21	
	SPECIFICATION SHEET		PART NO.	FX2-60S-1. 27SV (71)	
	HIROSE ELECTRIC CO., LTD.		CODE NO.	CL572-2105-4-71	 1/1