

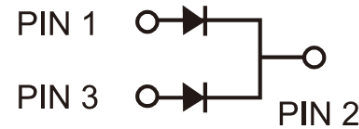
## Trench Schottky Rectifier

### FEATURES

- Patented Trench Schottky technology
- Excellent high temperature stability
- Low forward voltage
- Lower power loss/ high efficiency
- High forward surge capability
- Compliant to RoHS directive 2011/65/EU and in accordance to WEEE 2002/96/EC
- Halogen-free according to IEC 61249-2-21 definition



ITO-220AB



### MECHANICAL DATA

**Case:** ITO-220AB

Molding compound, UL flammability classification rating 94V-0

Packing code with suffix "G" means green compound (halogen-free)

**Terminal:** Matte tin plated leads, solderable per JESD22-B102

Meet JESD 201 class 2 whisker test

**Polarity:** As marked

**Mounting torque:** 0.56 Nm max.

**Weight:** 1.7g (approximately)

MAXIMUM RATINGS AND ELECTRICAL CHARACTERISTICS (T <sub>A</sub> =25°C unless otherwise noted)							
PARAMETER		SYMBOL	TSF10U60C			UNIT	
Maximum repetitive peak reverse voltage		V <sub>RRM</sub>	60			V	
Maximum average forward rectified current	per device	I <sub>F(AV)</sub>	10			A	
	per diode		5				
Peak forward surge current, 8.3 ms single half sine-wave superimposed on rated load per diode		I <sub>FSM</sub>	150			A	
Voltage rate of change (rated VR)		dV/dt	10000			V/μs	
Isolation voltage from terminal to heatsink t = 1 min		V <sub>AC</sub>	2000			V	
Breakdown voltage ( I <sub>R</sub> =1.0mA, T <sub>a</sub> =25°C )		V <sub>BR</sub>	Min.	TYP.	MAX.	V	
			60	-	-		
Maximum instantaneous forward voltage per diode (Note1)	I <sub>F</sub> = 5A	T <sub>J</sub> = 25°C	V <sub>F</sub>	-	0.44	0.48	V
	I <sub>F</sub> = 10A			-	0.54	0.62	
	I <sub>F</sub> = 5A			T <sub>J</sub> = 125°C	-	0.39	
Maximum instantaneous reverse current per diode at rated reverse voltage		T <sub>J</sub> = 25°C	I <sub>R</sub>	-	-	500	μA
		T <sub>J</sub> = 125°C		-	-	100	mA
Typical thermal resistance per diode		R <sub>θJC</sub>	4			°C/W	
Operating junction temperature range		T <sub>J</sub>	- 55 to +150			°C	
Storage temperature range		T <sub>STG</sub>	- 55 to +150			°C	

Note 1: Pulse Test with Pulse Width=300 μs, 1% Duty Cycle

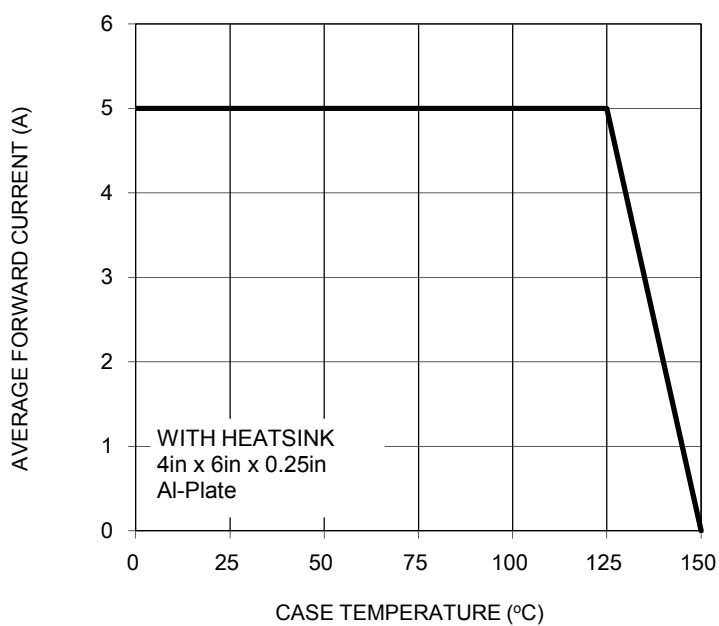
ORDERING INFORMATION				
PART NO.	PACKING CODE	PACKING CODE SUFFIX	PACKAGE	PACKING
TSF10U60C	C0	G	ITO-220AB	50 / Tube

EXAMPLE				
PREFERRED PART NO.	PART NO.	PACKING CODE	PACKING CODE SUFFIX	DESCRIPTION
TSF10U60C C0G	TSF10U60C	C0	G	Green compound

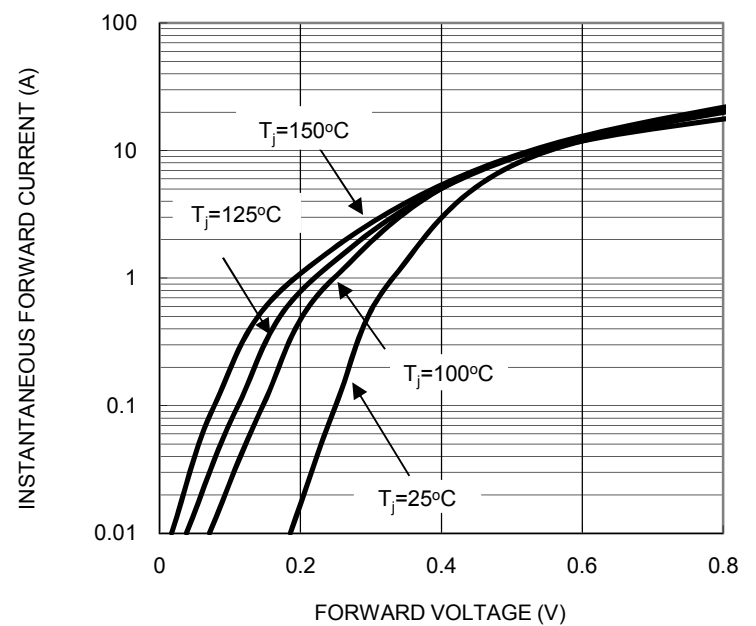
**RATINGS AND CHARACTERISTICS CURVES**

( $T_A=25^\circ\text{C}$  unless otherwise noted)

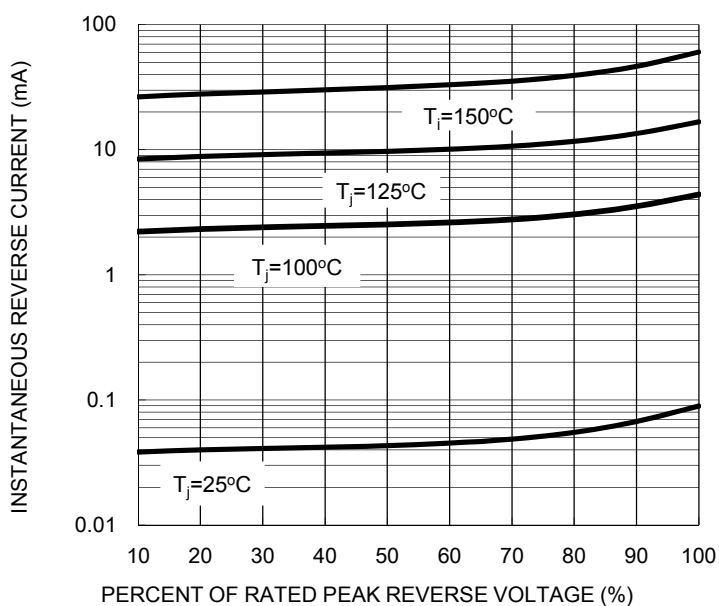
**FIG.1 FORWARD CURRENT DERATING CURVE**



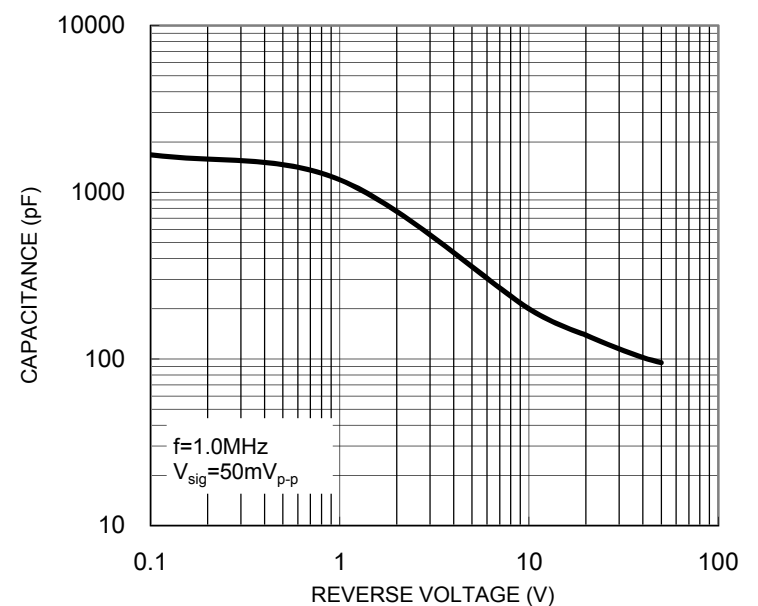
**FIG. 2 TYPICAL FORWARD CHARACTERISTICS**



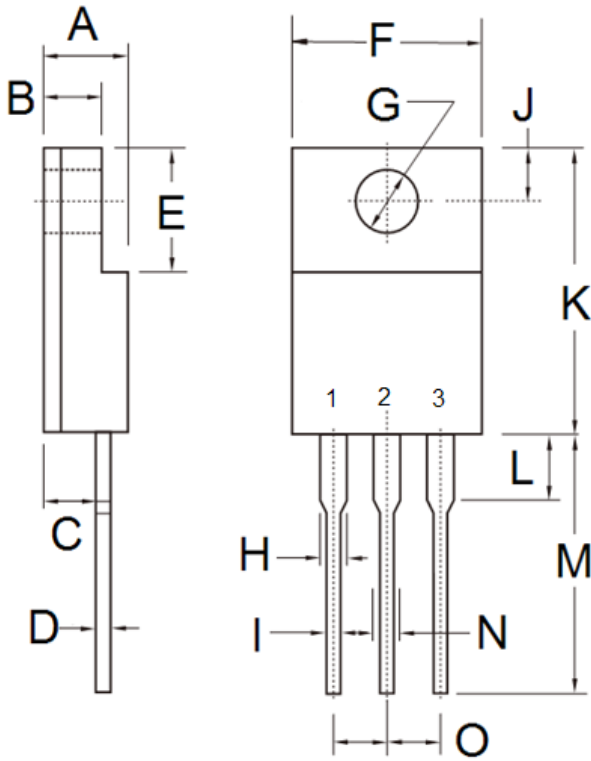
**FIG. 3 TYPICAL REVERSE CHARACTERISTICS**



**FIG. 4 TYPICAL JUNCTION CAPACITANCE**



PACKAGE OUTLINE DIMENSIONS  
ITO-220AB



DIM.	Unit (mm)		Unit (inch)	
	Min	Max	Min	Max
A	4.30	4.70	0.169	0.185
B	2.50	3.16	0.098	0.124
C	2.30	2.96	0.091	0.117
D	0.46	0.76	0.018	0.030
E	6.30	6.90	0.248	0.272
F	9.60	10.30	0.378	0.406
G	3.00	3.40	0.118	0.134
H	0.95	1.45	0.037	0.057
I	0.50	0.90	0.020	0.035
J	2.40	3.20	0.094	0.126
K	14.80	15.50	0.583	0.610
L	-	4.10	-	0.161
M	12.60	13.80	0.496	0.543
N	-	1.45	-	0.057
O	2.41	2.67	0.095	0.105

MARKING DIAGRAM



- P/N = Specific Device Code
- G = Green Compound
- YWW = Date Code
- F = Factory Code

## Notice

Specifications of the products displayed herein are subject to change without notice. TSC or anyone on its behalf, assumes no responsibility or liability for any errors or inaccuracies.

Information contained herein is intended to provide a product description only. No license, express or implied, to any intellectual property rights is granted by this document. Except as provided in TSC's terms and conditions of sale for such products, TSC assumes no liability whatsoever, and disclaims any express or implied warranty, relating to sale and/or use of TSC products including liability or warranties relating to fitness for a particular purpose, merchantability, or infringement of any patent, copyright, or other intellectual property right.

The products shown herein are not designed for use in medical, life-saving, or life-sustaining applications. Customers using or selling these products for use in such applications do so at their own risk and agree to fully indemnify TSC for any damages resulting from such improper use or sale.