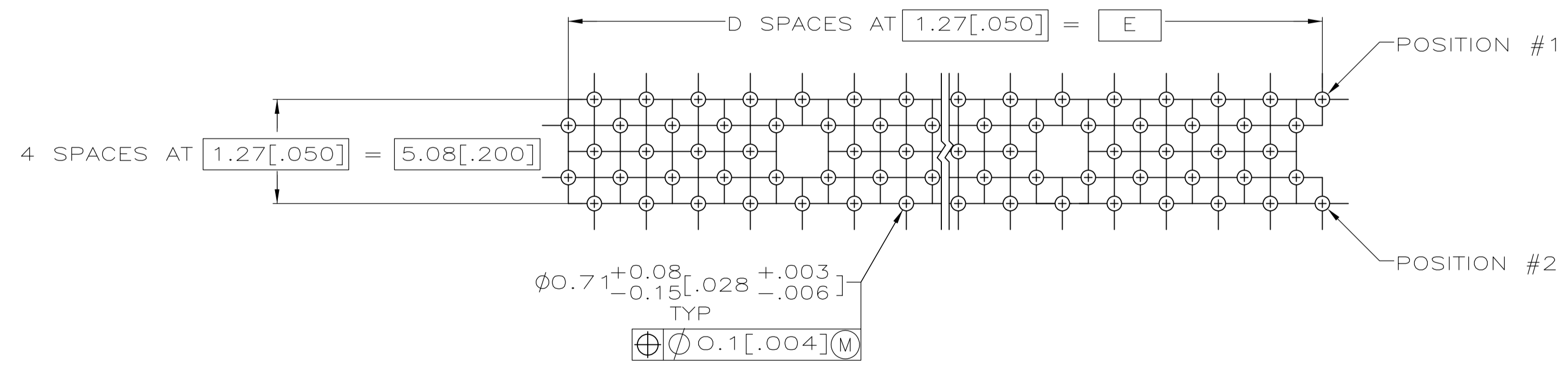
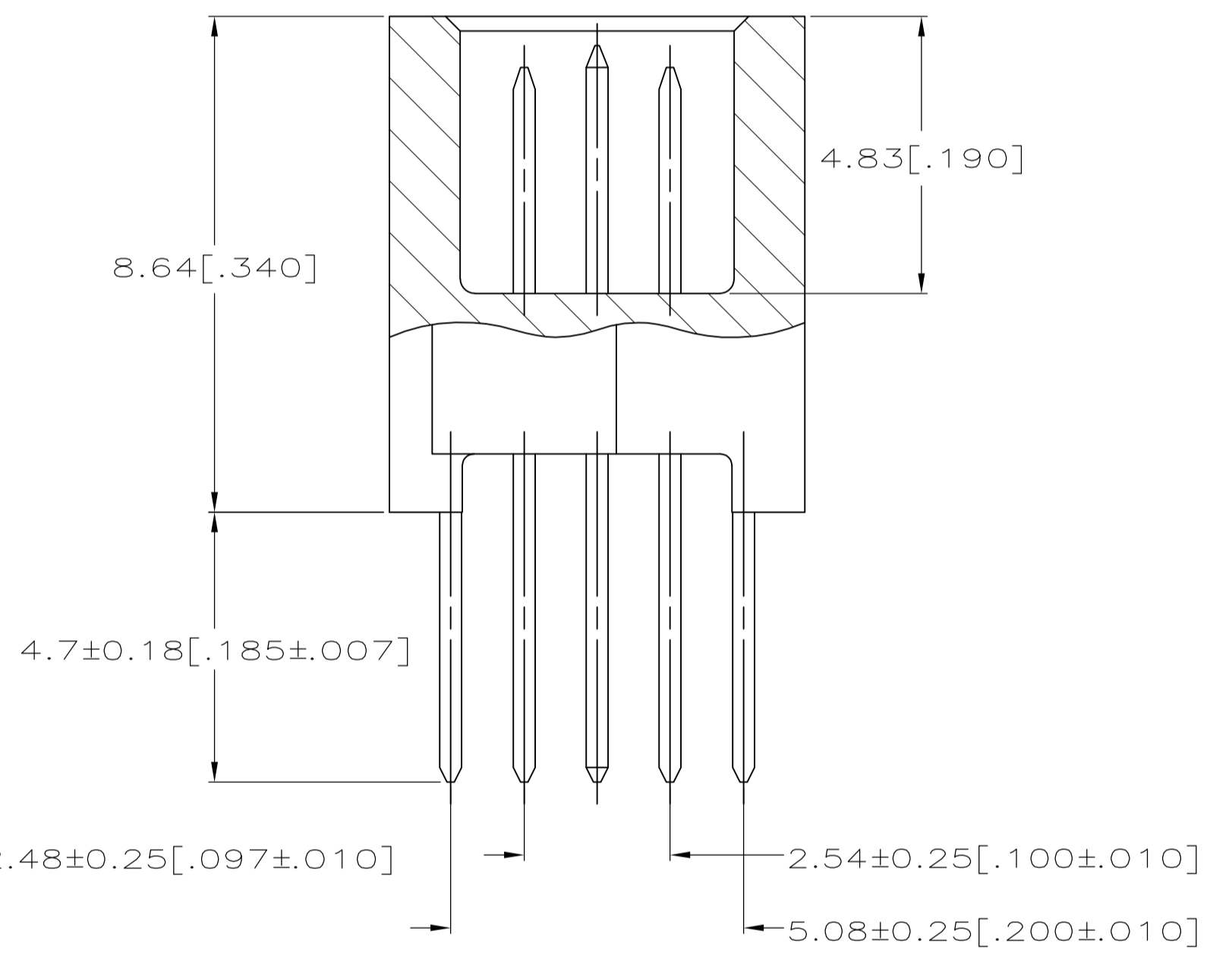
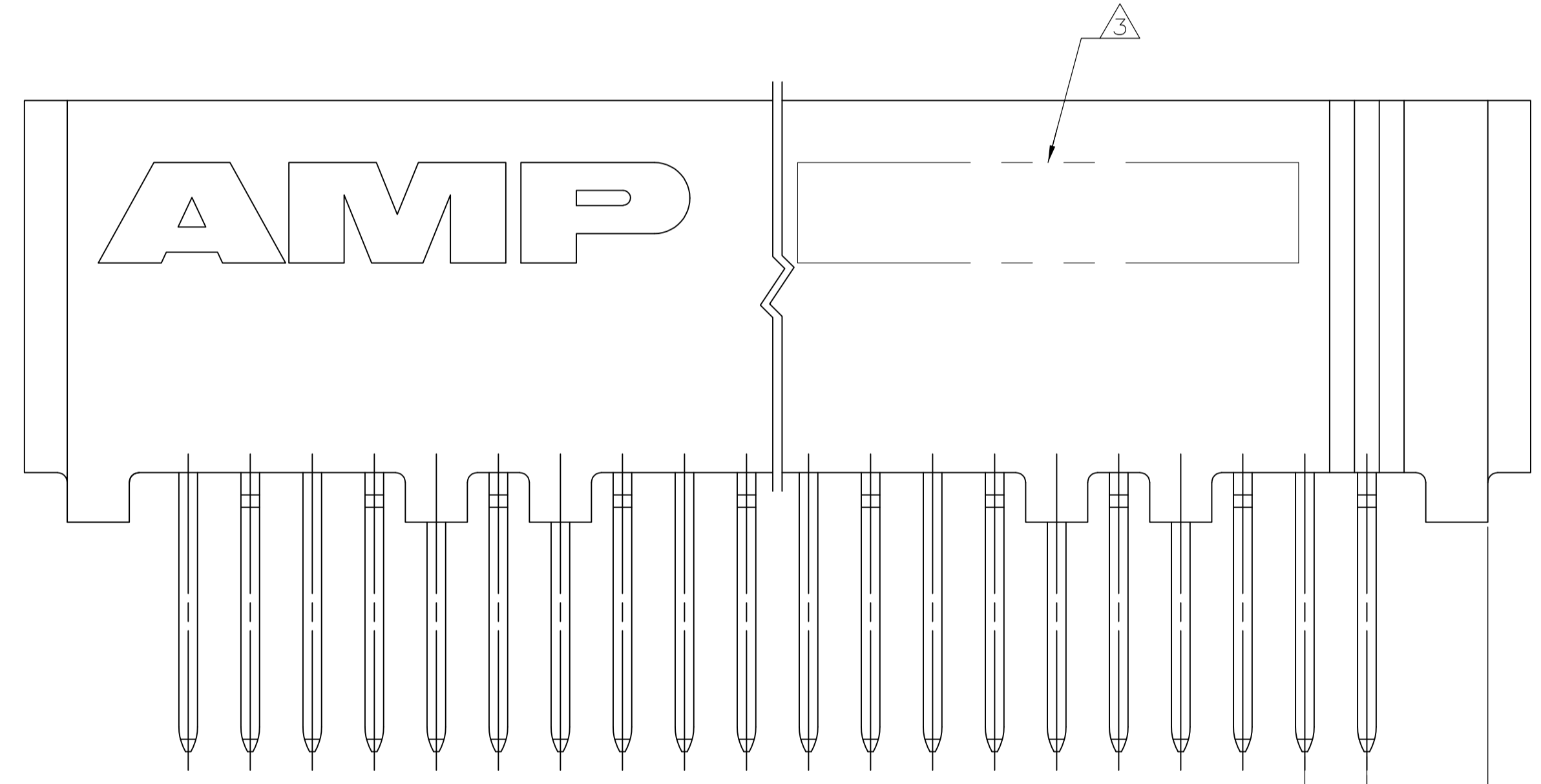


- ① HOUSING: HIGH TEMPERATURE THERMOPLASTIC, COLOR NATURAL.
PIN CONTACTS: PHOSPHOR BRONZE.
GROUND BUSES: PHOSPHOR BRONZE.
- ② CONTACTS & GROUND BUSES: 0.00076(.000030) MIN. GOLD PER ASTM B 488 ON CONTACT AREA,
0.00254-0.00762(.000100-.000300) MATTE TIN PER ASTM B 545 ON SOLDER TAIL, ALL OVER 0.00127-0.00254(.000050-.000100) MATTE NICKEL PER SAE AMS-QQ-N-290 ON ENTIRE CONTACT.
- ③ DATE CODE MARKED IN AREA INDICATED.



RECOMMENDED PC BOARD HOLE LAYOUT
 (VIEWED FROM CONNECTOR SIDE)
 SCALE 5:1

OBSELETE	74.93[2.950]	59	77.42[3.048]	79.88[3.145]	81.64[3.214]	120	5536273-5
	62.23[2.450]	49	64.72[2.548]	67.18[2.645]	68.94[2.714]	100	5536273-4
	24.13[.950]	19	26.62[1.048]	29.08[1.145]	30.84[1.214]	40	5536273-1
	E	D	C	B	A	NO OF POS	PART NUMBER

THIS DRAWING IS A CONTROLLED DOCUMENT.

DIMENSIONS: mm [INCHES]	TOLERANCES UNLESS OTHERWISE SPECIFIED:	0 PLC ± -	1 PLC ± -	2 PLC ± -	3 PLC ± 0.13 [.005]	4 PLC ± -	ANGLES ± -
MATERIAL		FINISH		WEIGHT		CUSTOMER DRAWING	

DIB: A. FERNANDEZ 01-20-05
 CHK: D. DIXON 01-20-05
 APVD: D. DIXON 01-20-05
 NAME: Tyco Electronics Corporation, Harrisburg, PA 17105-3608
 PRODUCT SPEC: PLUG ASSEMBLY, 10.92[.430] STACK, 4.7[.185] TAIL, BOARD TO BOARD, MICRO-STRIP
 APPLICATION SPEC: 108-1272
 SIZE: 114-11005
 DRAWING NO: A1 00779
 SCALE: 10:1
 SHEET: 1 of 1
 REV: 02