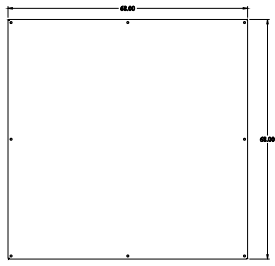
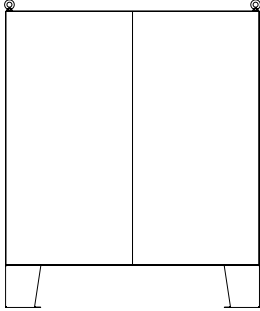



 **PART No. 1422N4S16F24F**
for more information visit
www.hamming.com
Data subject to change without notice
Isometric drawing Not to Scale



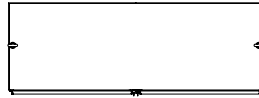
INNER PANEL



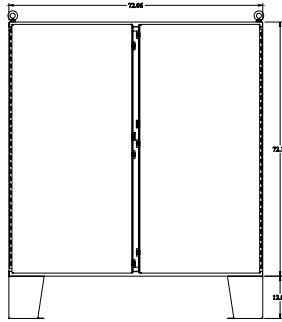
BACK VIEW




SIDE VIEW



TOP VIEW



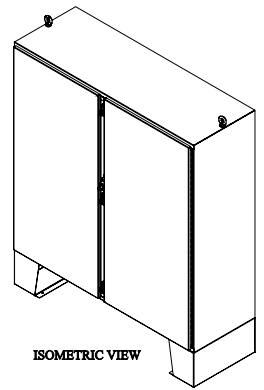
FRONT VIEW



SIDE VIEW



BOTTOM VIEW



ISOMETRIC VIEW